

# SPECIAL RELEASE

## 2024 3<sup>RD</sup> QUARTER REGISTERED MARRIAGES IN KALINGA

**Date of Release:** 06 November 2024

Reference No. 24CAR32-1484

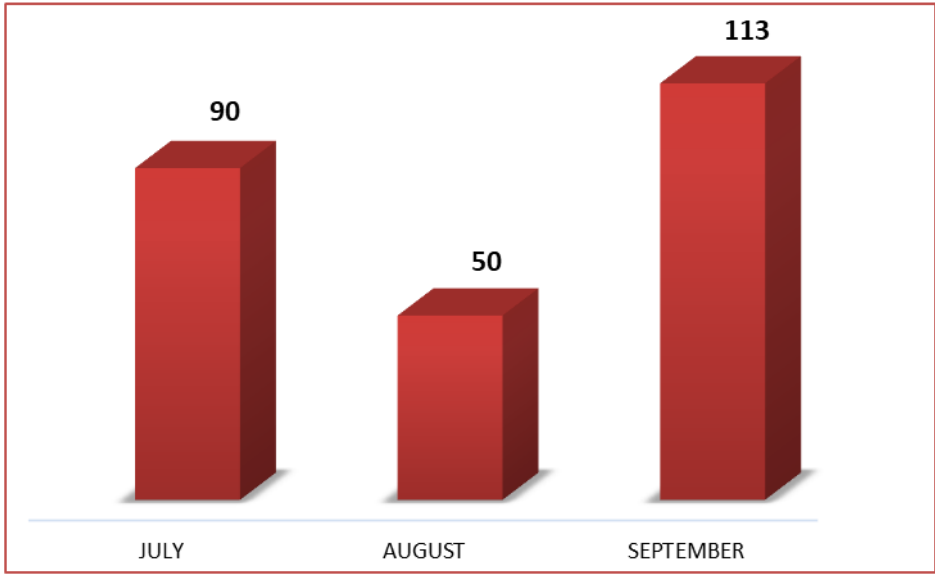
The number of registered marriages in the province of Kalinga for the third quarter of 2024 summed up to 253. This is lower by 33 from the previous quarter with 286. The municipality of Balbalan has the highest marriage registered with 79 marriage occurrences or 31.23% of the total registered marriages for the 3<sup>rd</sup> quarter 2024. The municipalities of Pasil and Tanudan recorded the least number of documented marriages with 7 and 9 marriage occurrences respectively in the 3<sup>rd</sup> quarter 2024.

Table 1. Number of Marriages Registered by Municipality and by Month:  
Kalinga 3<sup>rd</sup> Quarter, 2024

Place of Registration	Month			TOTAL
	July	August	September	
Balbalan	5	4	70	79
Lubuagan	15	1	3	19
Pasil	6	1	0	7
Pinukpuk	10	6	1	17
Rizal	14	0	6	20
Tabuk City	27	29	21	77
Tanudan	2	4	3	9
Tinglayan	11	5	9	25
<b>TOTAL</b>	<b>90</b>	<b>50</b>	<b>113</b>	<b>253</b>



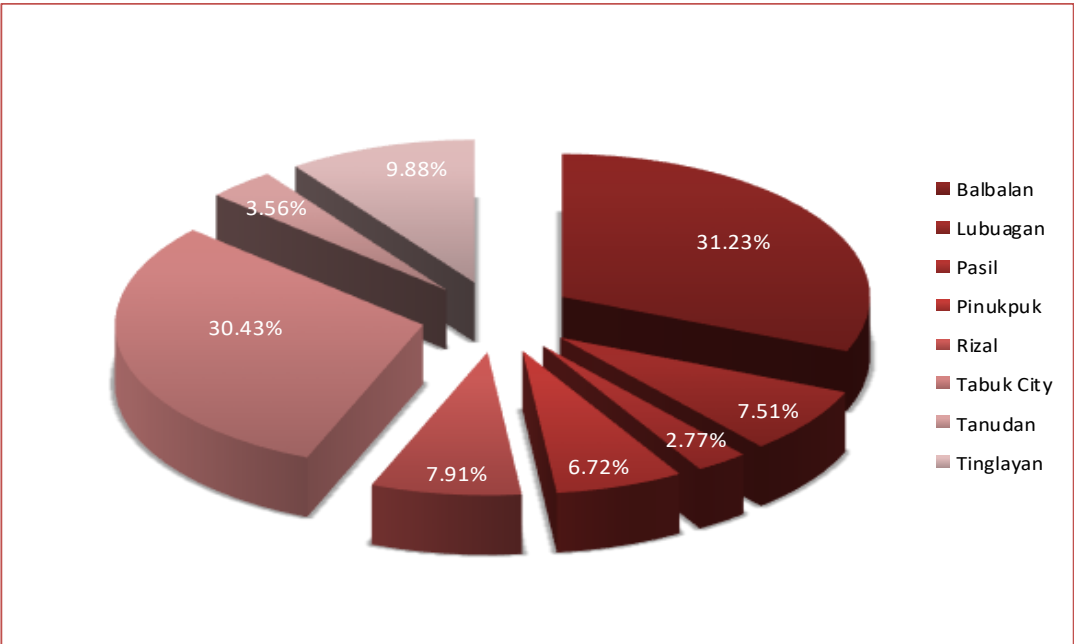
Figure 1. Number of Registered Marriages by Month: Kalinga, 3<sup>rd</sup> Quarter 2024



Source: Vital Events Information System

The month of September has the highest number of registered marriages with 113 in the 3<sup>rd</sup> quarter 2024 followed by July with 90 and the least was August with 50 registered births.

Figure 2. Percentage Distribution of Live Marriages by Municipality: Kalinga, 3<sup>rd</sup> Quarter 2024

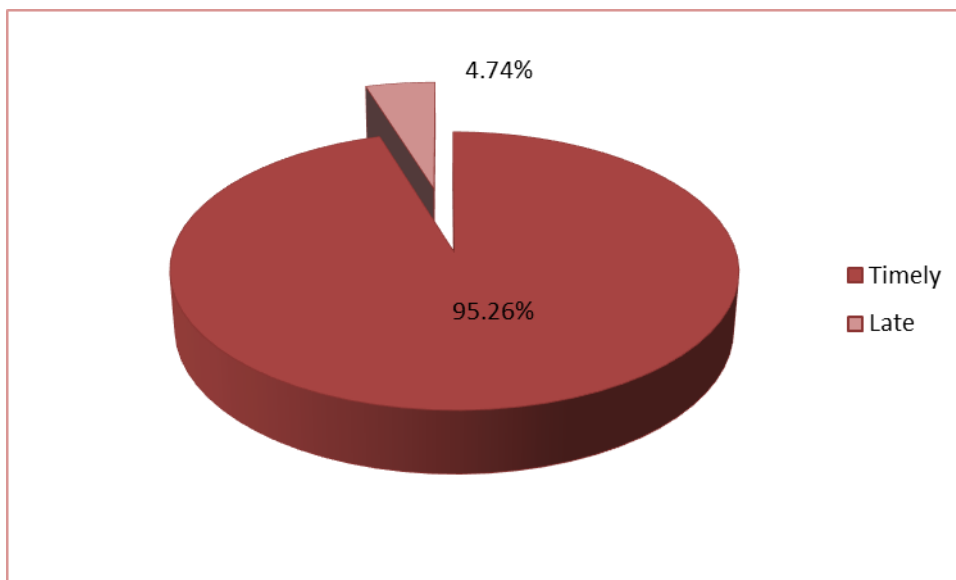


Source: Vital Events Information System

Almost one-third or 31.23 and 30.43 percent of the total number of registered marriages in Kalinga for the 3<sup>rd</sup> Quarter 2024 were from Balbalan and Tabuk City. The remaining 38.34 percent came from the 6 municipalities of the province. Pasil has the least with 2.77 percent of the total number of registered marriages in Kalinga.

In the province, almost all (95.26 percent) of marriages were registered on time (241) compared to 4.74 percent (12) registered late.

Figure 3. Percentage of Registration Status: Kalinga, 3<sup>rd</sup> Quarter 2024



Source: Vital Events Information System



Table 2. Number of Marriages Registered by Municipality, by Registration Status:  
July, 2024

Place of Registration	JULY	
	Timely	Late
Balbalan	5	0
Lubuagan	15	0
Pasil	6	0
Pinukpuk	10	0
Rizal	13	1
Tabuk City	26	1
Tanudan	1	1
Tinglayan	10	1

Higher rate of registered timely than late was observed in the month of July 2024. Rizal, Tabuk City, Tanudan and Tinglayan have a record of one (1) late registration.

Table 3. Number of Marriages Registered by Municipality, by Registration Status: August, 2024

Place of Registration	AUGUST	
	Timely	Late
Balbalan	3	1
Lubuagan	1	0
Pasil	1	0
Pinukpuk	3	3
Rizal	0	0
Tabuk City	29	0
Tanudan	4	0
Tinglayan	4	1

In August 2024, there were more registered timely than late with 45 out of 50 registered. Tabuk City has higher number of registered timely than late with 29. Rizal has neither registration in the municipality.

Table 4. Number of Marriages Registered by Municipality, by Registration Status:  
September, 2024

Place of Registration	SEPTEMBER	
	Timely	Late
Balbalan	70	0
Lubuagan	2	1
Pasil	0	0
Pinukpuk	1	0
Rizal	6	0
Tabuk City	20	1
Tanudan	3	0
Tinglayan	8	1

Among the eight (8) city/municipalities of the province, Balbalan has higher number of registered timely. Zero rates of delayed registration were recorded for the municipalities of Balbalan, Pasil, Pinukpuk, Rizal and Tanudan. Pasil has neither registration in the municipality.



**MARIBEL M. DALAYDAY**  
Chief Statistical Specialist



/jld

