



SPECIAL RELEASE

2024 3RD QUARTER REGISTERED DEATHS IN KALINGA

Date of Release: 06 November 2024

Reference No. 24CAR32-1485

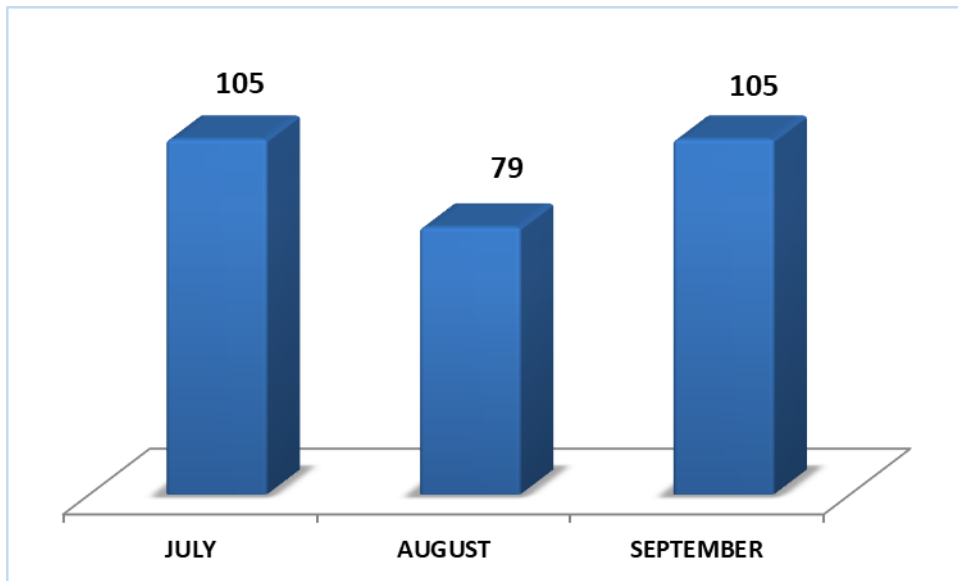
The number of registered deaths in the province of Kalinga for the third quarter of 2024 summed up to 289. This is lesser by 20 from the previous quarter with 309. The City of Tabuk has the highest death registered with 199 death occurrences or 68.86% of the total registered. The municipalities of Tanudan and Pasil recorded the least number of documented deaths with only 4 and 7 death occurrences respectively followed by the municipalities of Tinglayan and Balbalan with 11 and 12 death occurrences respectively.

Table 1. Number of Deaths Registered by Municipality and by Month:
Kalinga 3rd Quarter, 2024

Place of Registration	Month			TOTAL
	July	August	September	
Balbalan	4	1	7	12
Lubuagan	3	2	2	7
Pasil	4	2	4	10
Pinukpuk	12	6	7	25
Rizal	6	3	12	21
Tabuk City	68	63	68	199
Tanudan	1	0	3	4
Tinglayan	7	2	2	11
TOTAL	105	79	105	289



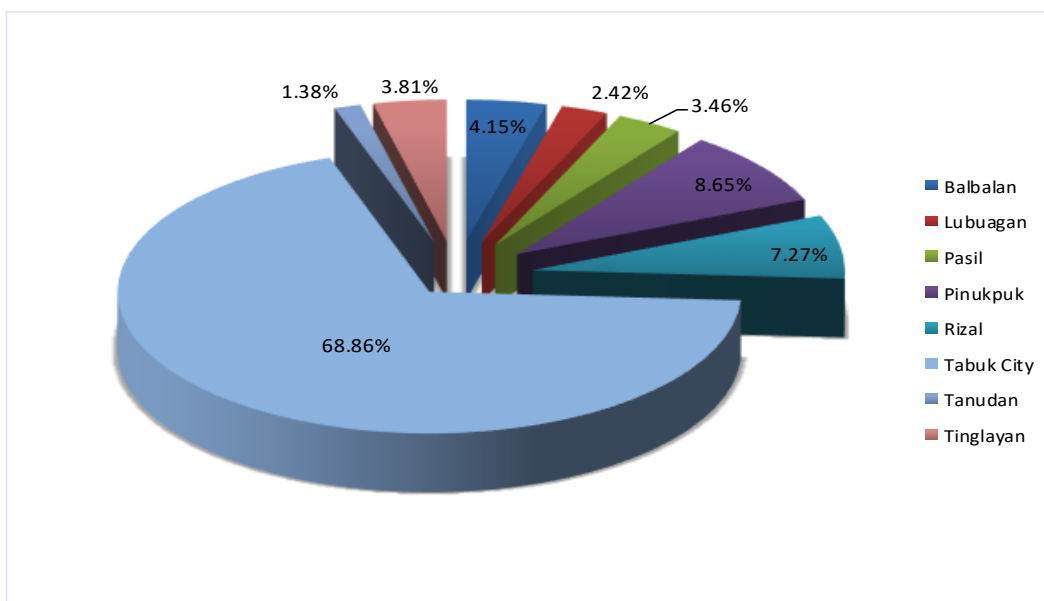
Figure 1. Number of Registered Deaths by Month: Kalinga, 3rd Quarter 2024



Source: Vital Events Information System

The months of July and September have the highest number of registered deaths with 105 in the 3rd quarter 2024 followed by August with 79 registered deaths.

Figure 2. Percentage Distribution of Deaths by Municipality: Kalinga, 3rd Quarter 2024

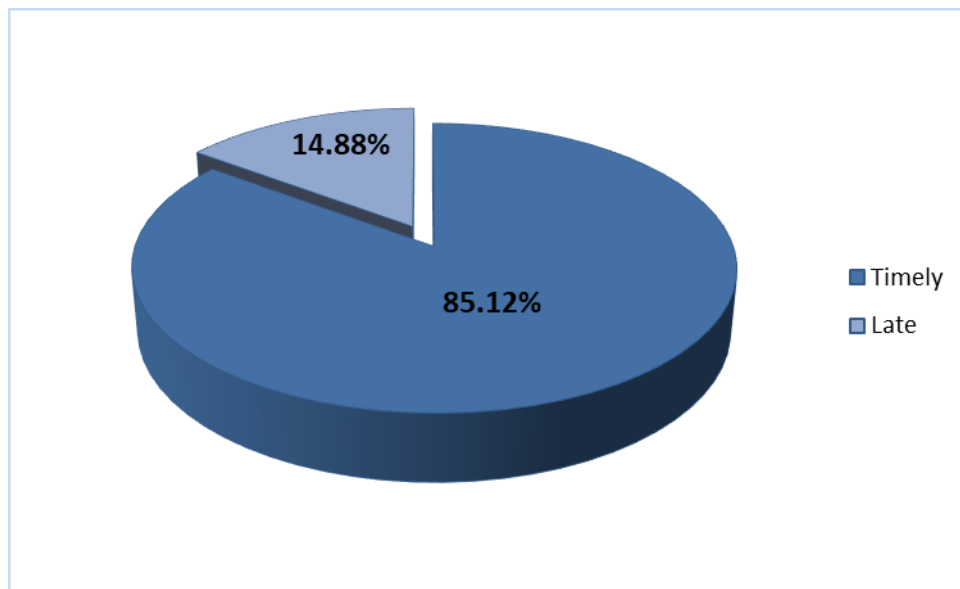


Source: Vital Events Information System

Two-thirds or 68.86 percent of the total number of registered deaths in Kalinga for the 3rd Quarter 2024 were from City of Tabuk. The remaining 31.14 percent came from the seven municipalities of the province. Tanudan has the least with 1.38 percent of the total number of registered deaths in Kalinga.

In the province, 85.12 percent of the deaths were registered on time (246) compared to 14.88 percent (43) registered late.

Figure 3. Percentage of Registration Status: Kalinga, 3rd Quarter 2024



Source: Vital Events Information System

Table 2. Number of Deaths Registered by Municipality, by Registration Status:
July, 2024

Place of Registration	JULY	
	Timely	Late
Balbalan	4	0
Lubuagan	1	2
Pasil	4	0
Pinukpuk	10	2
Rizal	5	1
Tabuk City	61	7
Tanudan	1	0
Tinglayan	7	0

In July 2024, there were more registered timely than late with 93 out of 105 registered. Tabuk City has higher number of registered timely than late with 61. Balbalan, Pasil, Tanudan, Tinglayan have no registered late documents.

Table 3. Number of Deaths Registered by Municipality, by Registration Status:
August, 2024

Place of Registration	AUGUST	
	Timely	Late
Balbalan	1	0
Lubuagan	2	0
Pasil	1	1
Pinukpuk	4	2
Rizal	3	0
Tabuk City	49	14
Tanudan	0	0
Tinglayan	1	1

Higher rate of registered timely than late was observed in the month of August 2024. Balbalan, Lubuagan, Rizal and Tanudan has no late registered documents. Tanudan has neither registration in their municipality

Table 4. Number of Deaths Registered by Municipality, by Registration Status:
September, 2024

Place of Registration	SEPTEMBER	
	Timely	Late
Balbalan	6	1
Lubuagan	2	0
Pasil	3	1
Pinukpuk	6	1
Rizal	12	0
Tabuk City	61	7
Tanudan	1	2
Tinglayan	1	1

Among the eight (8) city/municipalities of the province, Tabuk City has higher number of registered timely than all the other municipalities. It is observed that Lubuagan and Rizal have no late registered document.



MARIBEL M. DALAYDAY
Chief Statistical Specialist

/jld

