

SPECIAL RELEASE

2024 2ND QUARTER REGISTERED MARRIAGES IN KALINGA

Date of Release: 12 August 2024

Reference No. 24CAR32-1099

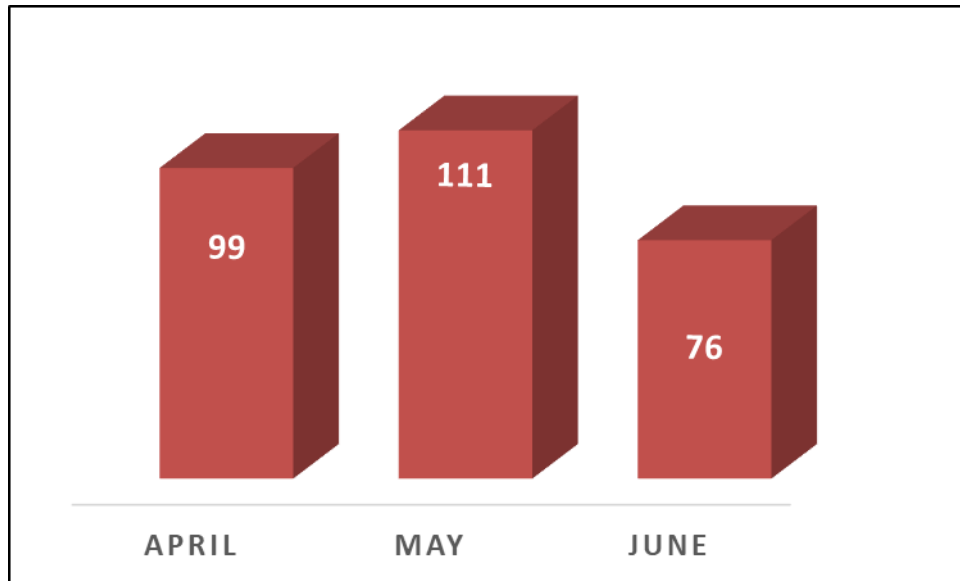
The number of registered marriages in the province of Kalinga for the second quarter of 2024 summed up to 286 which is lower by 1 compared to last quarter with 287. The City of Tabuk has the highest marriage registered with 128 marriage occurrences or 44.76% of the total registered marriages for the 2nd quarter 2024. Municipalities of Pasil and Lubuagan recorded the least number of documented marriages with 3 and 7 marriage occurrences respectively in the 2nd quarter 2024.

Table1. Number of Marriages Registered by Municipality and by Month:
Kalinga 2nd Quarter, 2024

Place of Registration	Month			TOTAL
	Apr	May	June	
Balbalan	3	20	8	31
Lubuagan	2	4	1	7
Pasil	3	0	0	3
Pinukpuk	14	12	4	30
Rizal	11	9	10	30
Tabuk City	50	45	33	128
Tanudan	5	7	11	23
Tinglayan	11	14	9	34
TOTAL	99	111	76	286



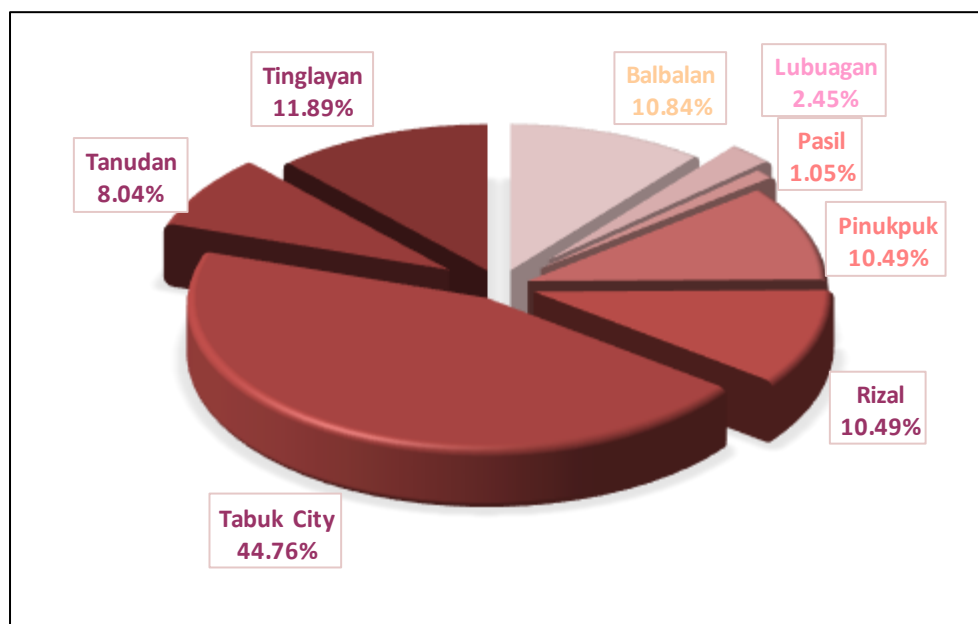
Figure1. Number of Registered Marriages by Month: Kalinga, 2nd Quarter 2024



Source: Decentralized Vital Statistics System 2011

The month of May has the highest number of registered marriages with 111 in the 2nd quarter 2024 followed by April with 99 and the least was June with 76 registered births.

Figure2. Percentage Distribution of Live Marriages by Municipality: Kalinga, 2nd Quarter 2024



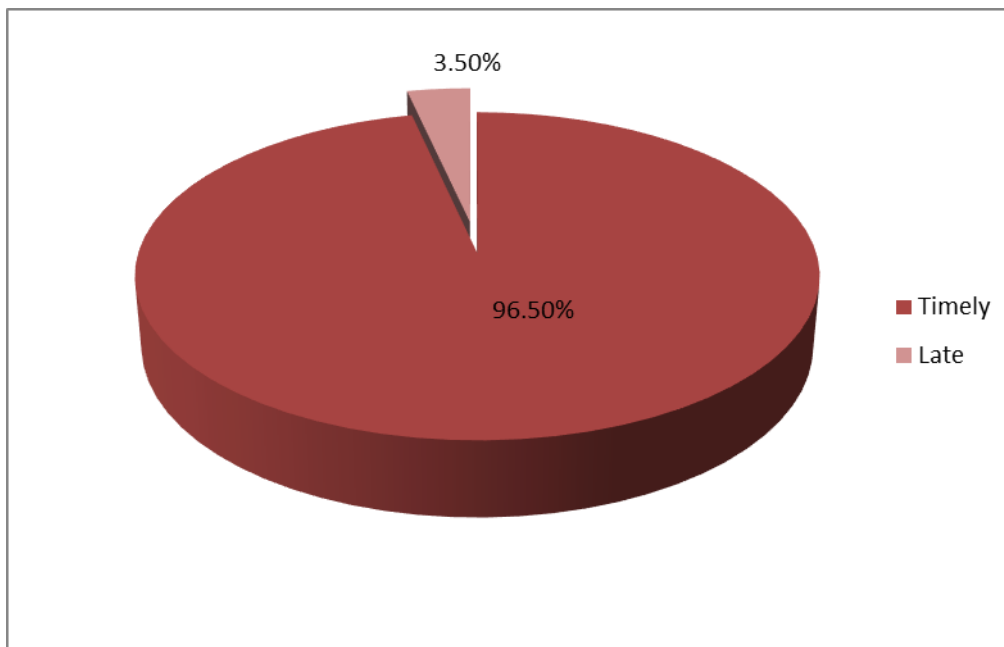
Source: Decentralized Vital Statistics System 2011



Almost half or 44.76 percent of the total number of registered marriages in Kalinga for the 2nd Quarter 2024 were from City of Tabuk. The remaining 55.24 percent came from the 7 municipalities of the province. Pasil has the least with 1.05 percent of the total number of registered marriages in Kalinga.

In the province, almost all (96.50 percent) of marriages were registered on time (276) compared to 3.50 percent (10) registered late.

Figure3. Percentage of Registration Status: Kalinga, 2nd Quarter 2024



Source: Decentralized Vital Statistics System 2011



Table2. Number of Marriages Registered by Municipality, by Registration Status: April, 2024

Place of Registration	APRIL	
	Timely	Late
Balbalan	3	0
Lubuagan	2	0
Pasil	3	0
Pinukpuk	14	0
Rizal	11	0
Tabuk City	49	1
Tanudan	5	0
Tinglayan	11	0

Higher rate of registered timely than late was observed in the month of April 2024. Only Tabuk City has a record on late registration with 1.

Table3. Number of Marriages Registered by Municipality, by Registration Status: May, 2024

Place of Registration	MAY	
	Timely	Late
Balbalan	20	0
Lubuagan	4	0
Pasil	0	0
Pinukpuk	11	1
Rizal	9	0
Tabuk City	43	2
Tanudan	4	3
Tinglayan	14	0

In May 2024, there were more registered timely than late with 105 out of 111 registered. Tabuk City has higher number of registered timely than late with 43. It was seconded by the municipality of Balbalan with 20. Pasil has neither registration in their municipality.



Table4. Number of Marriages Registered by Municipality, by Registration Status: June, 2024

Place of Registration	JUNE	
	Timely	Late
Balbalan	8	0
Lubuagan	1	0
Pasil	0	0
Pinukpuk	4	0
Rizal	9	1
Tabuk City	32	1
Tanudan	10	1
Tinglayan	9	0

Among the eight (8) city/municipalities of the province, Tabuk City has higher number of registered timely. Zero rates of delayed registration were recorded for the municipalities of Balbalan, Lubuagan, Pasil, Pinukpuk and Tinglayan. Pasil has neither registration in their municipality.



MARIBEL M. DALAYDAY
Chief Statistical Specialist



/jld

