



# SPECIAL RELEASE

## 2024 2<sup>ND</sup> QUARTER REGISTERED DEATHS IN KALINGA

**Date of Release:** 12 August 2024

Reference No. 24CAR32-1100

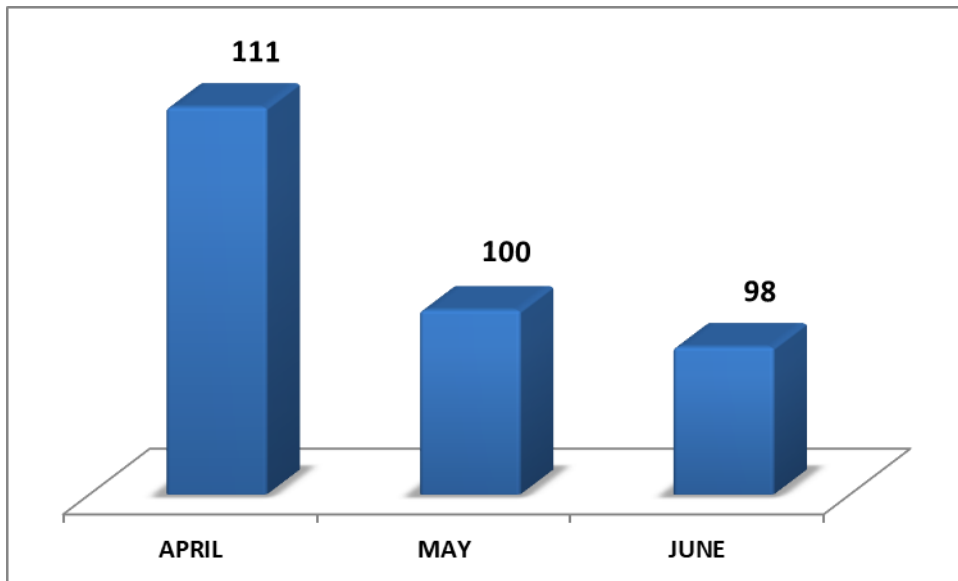
The number of registered deaths in the province of Kalinga for the second quarter of 2024 summed up to 309. The City of Tabuk has the highest death registered with 218 death occurrences or 70.55% of the total registered. Municipalities of Lubuagan and Balbalan recorded the least number of documented deaths with only 6 and 8 death occurrences respectively followed by the municipalities of Tanudan and Tinglayan with 9 death occurrences.

Table1. Number of Deaths Registered by Municipality and by Month: Kalinga 2<sup>nd</sup> Quarter, 2024

Place of Registration	Month			TOTAL
	Apr	May	June	
Balbalan	5	1	2	8
Lubuagan	3	2	1	6
Pasil	1	5	7	13
Pinukpuk	6	13	9	28
Rizal	6	7	5	18
Tabuk City	82	66	70	218
Tanudan	4	3	2	9
Tinglayan	4	3	2	9
<b>TOTAL</b>	<b>111</b>	<b>100</b>	<b>98</b>	<b>309</b>



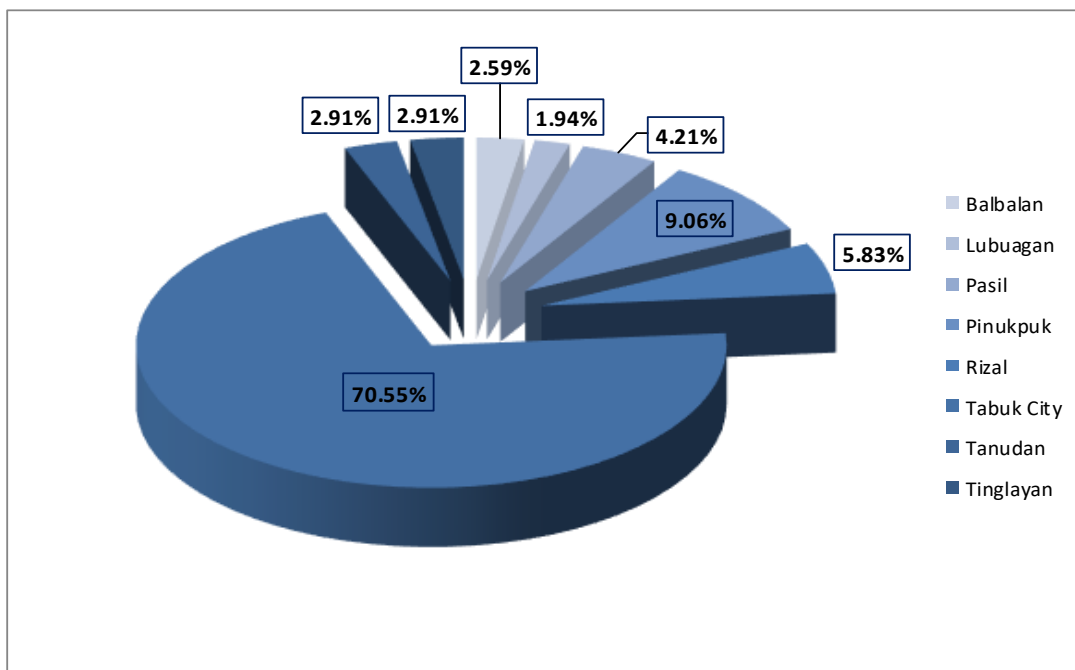
Figure1. Number of Registered Deaths by Month: Kalinga, 2<sup>nd</sup> Quarter 2024



Source: Decentralized Vital Statistics System 2011

The month of April has the highest number of registered deaths with 111 in the 2<sup>nd</sup> quarter 2024 followed by May with 100 and the least was June with 98 registered deaths.

Figure2. Percentage Distribution of Deaths by Municipality: Kalinga, 2<sup>nd</sup> Quarter 2024



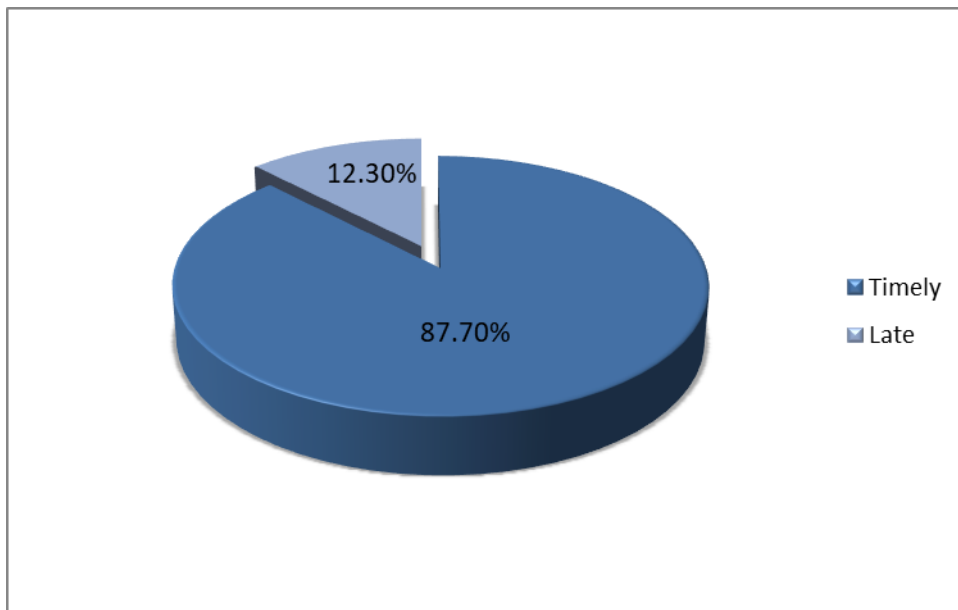
Source: Decentralized Vital Statistics System 2011



Almost two-thirds or 70.55 percent of the total number of registered deaths in Kalinga for the 2<sup>nd</sup> Quarter 2024 were from City of Tabuk. The remaining 29.45 percent came from the seven municipalities of the province. Lubuagan has the least with 1.94 percent of the total number of registered deaths in Kalinga.

In the province, 87.70 percent of the deaths were registered on time (271) compared to 12.30 percent (38) registered late.

Figure3. Percentage of Registration Status: Kalinga, 2<sup>nd</sup> Quarter 2024



Source: Decentralized Vital Statistics System 2011



Table2. Number of Deaths Registered by Municipality, by Registration Status:  
April, 2024

Place of Registration	APRIL	
	Timely	Late
Balbalan	4	1
Lubuagan	3	0
Pasil	1	0
Pinukpuk	6	0
Rizal	5	1
Tabuk City	75	7
Tanudan	4	0
Tinglayan	3	1

In April 2024, there were more registered timely than late with 101 out of 111 registered. Tabuk City has higher number of registered timely than late with 75. Lubuagan, Pasil, Pinukpuk and Tanudan have no registered late documents.

Table3. Number of Deaths Registered by Municipality, by Registration Status:  
May, 2024

Place of Registration	MAY	
	Timely	Late
Balbalan	1	0
Lubuagan	2	0
Pasil	4	1
Pinukpuk	13	0
Rizal	6	1
Tabuk City	58	8
Tanudan	3	0
Tinglayan	2	1

Higher rate of registered timely than late was observed in the month of May 2024. Balbalan, Lubuagan Pinukpuk and Tanudan has no late registered documents. Balbalan have only 1 registered timely document.



Table4. Number of Deaths Registered by Municipality, by Registration Status:  
June, 2024

Place of Registration	JUNE	
	Timely	Late
Balbalan	2	0
Lubuagan	1	0
Pasil	3	4
Pinukpuk	6	3
Rizal	5	0
Tabuk City	62	8
Tanudan	1	1
Tinglayan	1	1

Among the eight (8) city/municipalities of the province, Tabuk City has higher number of registered timely than all the other municipalities. It is observed that Balbalan, Lubuagan, Pasil, and Rizal have no late registered document.



**MARIBEL M. DALAYDAY**  
Chief Statistical Specialist



/jld

