

SPECIAL RELEASE

2024 2ND QUARTER REGISTERED BIRTHS IN KALINGA

Date of Release: 12 August 2024

Reference No. 24CAR32-1098

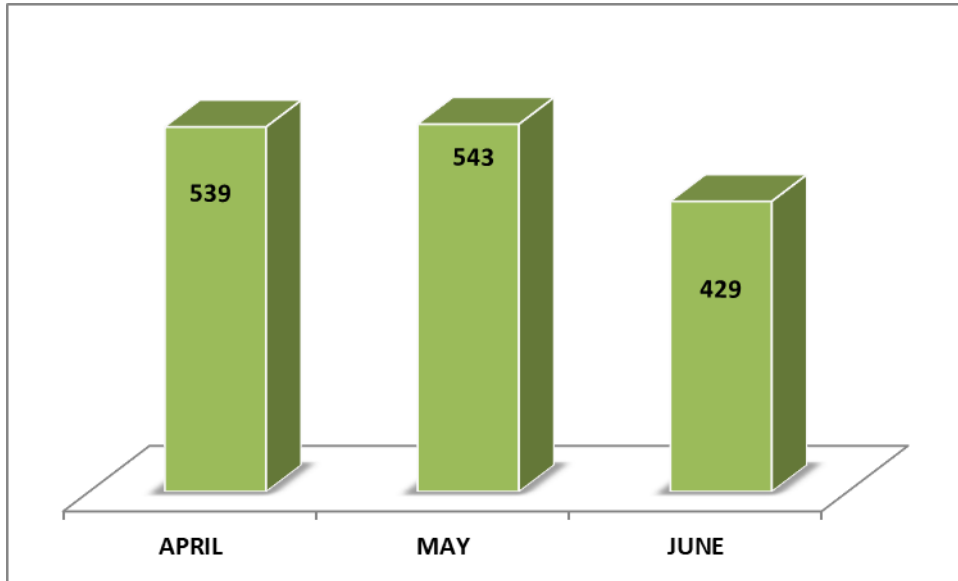
The number of registered births in the province of Kalinga for the second quarter of 2024 summed up to 1,511. The City of Tabuk has the highest birth registered with 933 birth occurrences or 61.75% of the total registered births for the 2nd quarter 2024. The Municipality of Pasil recorded the least number of documented births with 19 birth occurrences followed by the municipality of Tanudan with 27 birth occurrences respectively.

Table1. Number of Births Registered by Municipality and by Month: Kalinga 2nd Quarter, 2024

Place of Registration	Month			Total
	Apr	May	June	
Balbalan	29	7	15	51
Lubuagan	29	25	30	84
Pasil	8	7	4	19
Pinukpuk	36	96	67	199
Rizal	35	36	26	97
Tabuk City	325	339	269	933
Tanudan	18	7	2	27
Tinglayan	59	26	16	101
TOTAL	539	543	429	1511



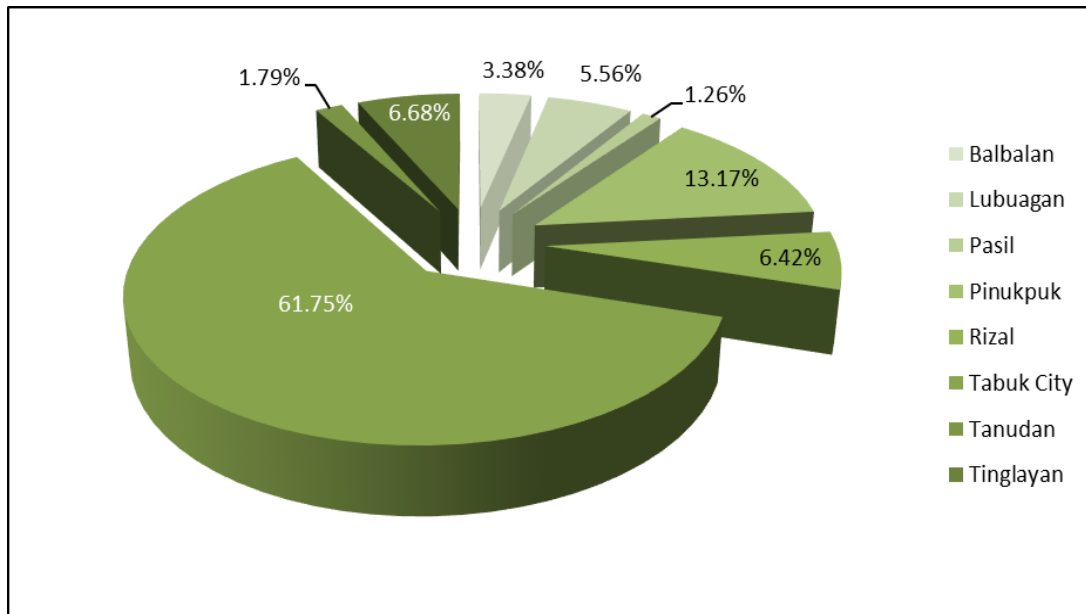
Figure1. Number of Registered Births by Month: Kalinga, 2nd Quarter 2024



Source: Decentralized Vital Statistics System 2011

The month of May recorded the highest number of registered births with 543 in the 2nd quarter of 2024 followed by April with 539 and the least was June with 429 registered births.

Figure2. Percentage Distribution of Live Births by Municipality: Kalinga, 2nd Quarter 2024



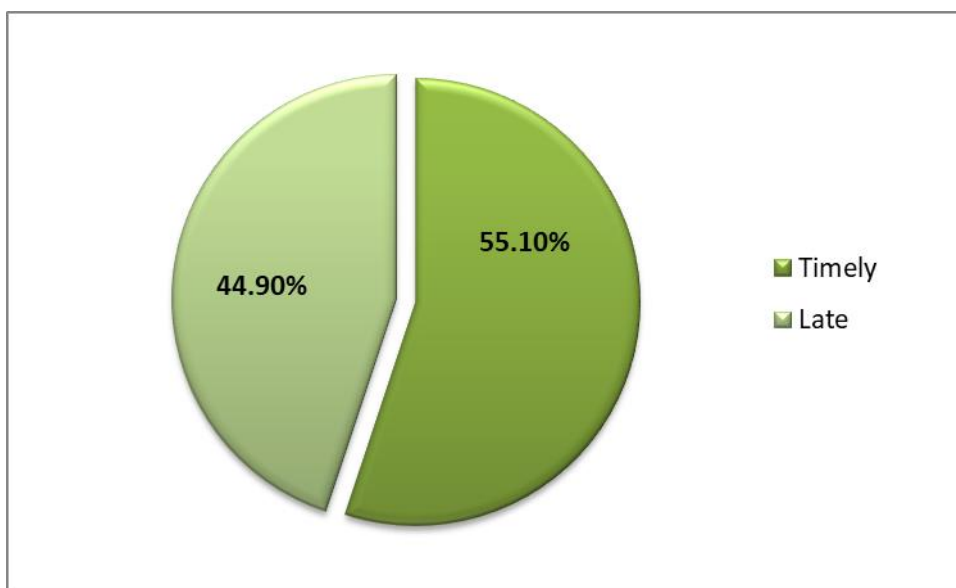
Source: Decentralized Vital Statistics System 2011



Almost two-thirds or 61.75 percent of the total number of registered births in Kalinga for the 2nd Quarter 2024 were from City of Tabuk. The remaining 38.25 percent came from the seven municipalities of the province. Pasil have the least with 1.26 percent of the total number of registered live births in Kalinga.

In the province, more than half (55.10 percent) of the babies born were registered on time (853) compared to 44.90 percent (695) registered late.

Figure3. Percentage of Registration Status: Kalinga, 2nd Quarter 2024



Source: Decentralized Vital Statistics System 2011

Table2. Number of Births Registered by Municipality, by Registration Status: April, 2024

Place of Registration	APRIL	
	Timely	Late
Balbalan	3	26
Lubuagan	8	21
Pasil	0	8
Pinukpuk	3	33
Rizal	22	13
Tabuk City	217	108
Tanudan	0	18
Tinglayan	4	55



In April 2024, there were more registered late than timely with 282 out of 539 registered. Tabuk City has higher number of registered timely than late with 217. The municipalities of Balbalan, Lubuagan, Pasil, Pinukpuk, Tanudan and Tinglayan have higher number of registered late than timely. Pasil and Tanudan have not recorded timely registration.

Table3. Number of Births Registered by Municipality, by Registration Status:
May, 2024

Place of Registration	MAY	
	Timely	Late
Balbalan	2	5
Lubuagan	6	19
Pasil	2	5
Pinukpuk	9	87
Rizal	11	25
Tabuk City	267	72
Tanudan	0	7
Tinglayan	3	23


Higher rate of registered timely than late was observed in the month of May 2024. All municipalities except Tabuk City have higher number of registered late than timely. Tanudan have no registration for timely.



Table4. Number of Births Registered by Municipality, by Registration Status:
June, 2024

Place of Registration	JUNE	
	Timely	Late
Balbalan	1	14
Lubuagan	4	26
Pasil	0	4
Pinukpuk	2	65
Rizal	20	6
Tabuk City	219	50
Tanudan	0	2
Tinglayan	3	13

Among the eight (8) city/municipalities of the province, Tabuk City and Rizal have higher number of registered timely than late registration. There is no registered timely in the municipalities of Pasil and Tanudan.



MARIBEL M. DALAYDAY
Chief Statistical Specialist



/jld



GLIMZ Building, Balinag Street, Purok 4, Bulanao, Tabuk City, Kalinga 3800
Telephone: (074) 627 5063
kalinga@psa.gov.ph