

SPECIAL RELEASE

VITAL EVENTS FOURTH QUARTER 2022 MUNICIPALITY OF LAMUT

Date of release: 26 January 2023
Reference No. SR-2023-016

This special release presents statistics on vital events occurring for the fourth quarter of 2022 in the municipality of Lamut, Ifugao. This publication shows the total registered birth, marriage, and death statistics by registration status, sex, legitimacy status, age, type of ceremony, and place type. The civil registry documents transmitted monthly by the Local Civil Registry Office (LCRO)-Lamut to Ifugao Provincial Statistical Office for machine processing served as the source of data in preparation of this special release.

BIRTH REGISTRATION



Live birth is defined as complete expulsion or extraction from its mother of a product of conception, irrespective of the duration of the pregnancy, which after such separation, breathes or shows any other evidence of life, such as beating of the heart, pulsation of the umbilical cord, or definite movement of voluntary muscles, whether or not the umbilical cord has been cut or the placenta is attached, each product of such a birth is considered live born.

Table 1 shows a total of 280 live births were registered in the municipality of Lamut for the fourth quarter of 2022. The month of November recorded the most at 39% live births. It was followed by the month of October and December with 36% and 26%, respectively. By sex disaggregation, male registration had a total of 46% while female registration had 54%.

**TABLE 1. Total Registered Live Births by Month and by Sex, Lamut:
4th Quarter 2022**

Municipality	Month			Sex		
	Oct	Nov	Dec	Both Sexes	Male	Female
Lamut	100	108	72	280	129	151

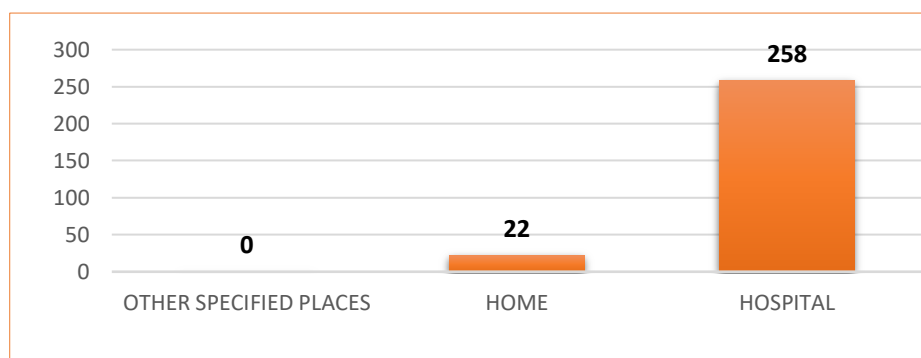
In table 2, it shows that 90% were timely registered and 10% were late registered. Moreover, there were 56% legitimate babies and 44% were illegitimate babies. Legitimate babies were higher by 32. Therefore, more babies were born of wedlock.

TABLE 2. Total Registered Live Births by Registration and by Legitimacy Status, Lamut: 4th Quarter 2022

Municipality	Registration Status		Legitimacy Status	
	Timely	Late	Legitimate	Illegitimate
Lamut	253	27	156	124

Figure 1 shows that almost all registered deaths were recorded in the hospital (92%), while registered births at home recorded 8% of the total births.

FIGURE 1. Registered Live Births by Place Type, Lamut: 4th Quarter 2022



MARRIAGE REGISTRATION



Marriage is defined as a contract of permanent union between a man and a woman entered into in accordance with law for the establishment of conjugal and family life. It is the foundation of the family and an inviolable social institution whose nature, consequences, and incidence are governed by law and not subject to stipulation, except that marriage settlements may fix the property relations during the marriage within the limits provided in the Family Code of the Philippines.

In the fourth quarter, a total of 22 marriages were registered in the municipality of Lamut. The month of December recorded the most at 59% marriages. It was followed by the month of November and October with 23% and 18%, respectively.

Table 3 shows that all 22 registered marriages were recorded timely within the reglementary period of 30 days.

TABLE 3. Total Registered Marriages by Month and Registration Status, Lamut: 4th Quarter 2022

Municipality	Month			Registration Status	
Lamut	Oct	Nov	Dec	Timely	Late
	4	5	13	22	0

In the figure below, it shows that weddings conducted by the Roman Catholic Church had the highest registered marriages at 55%, followed by Other religious rites and Civil with 27% and 18%, respectively.

FIGURE 2. Total Registered Marriages by Type of Ceremony, Lamut: 4th Quarter 2022

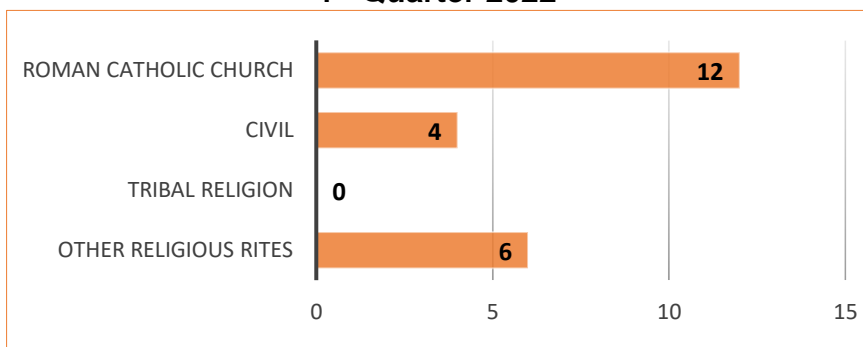
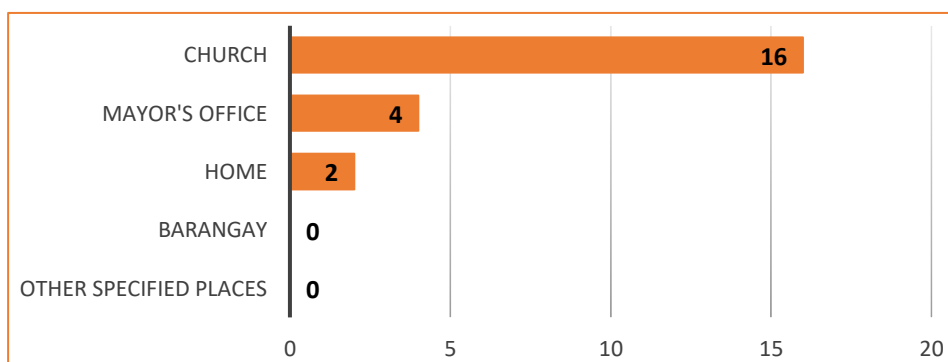


Figure 3 shows that among the place types for marriage, weddings held at the church had the highest number of registered marriages at 73%, followed by mayor's office at 18%, and other specified places at 9%.

FIGURE 3. Total Registered Marriages by Place Type, Lamut: 4th Quarter 2022



DEATH REGISTRATION



Death refers to the permanent disappearance of all evidence of life at any time after live birth has taken place (postnatal cessation of vital function without capability of resuscitation).

In the fourth quarter, a total of 37 deaths were registered in the municipality of Lamut. The month of November recorded the most at 35% deaths. It was followed by the month of October and December, both with 32%.

Table 4 shows that by sex disaggregation, there were more female death registration (57%) than male death registration (43%).

**TABLE 4. Total Registered Deaths by Month and by Sex, Lamut:
4th Quarter 2022**

Municipality	Month			Sex		
Lamut	Oct	Nov	Dec	Both Sexes	Male	Female
	12	13	12	37	16	21

Table 5 shows that by civil status, deaths with married status were at 38%, widows/widowers at 35%, singles with 24% and annulled at 3%. Moreover, majority of deaths were registered within the reglementary period of 30 days.

**TABLE 5. Total Registered Deaths by Civil and Registration status, Lamut:
4th Quarter 2022**

Municipality	Civil Status				Registration Status	
Lamut	Single	Married	Widower	Annulled	Timely	Late
	9	14	13	1	35	2



DELANO C. BOLISLIS, JR.
Chief Statistical Specialist
Provincial Statistical Office-Ifugao