



SPECIAL RELEASE

VITAL EVENTS FOURTH QUARTER 2022 MUNICIPALITY OF LAGAWE

Date of release: 25 January 2023

Reference No. SR-2023-015

This special release presents statistics on vital events occurring for the fourth quarter of 2022 in the municipality of Lagawe, Ifugao. This publication shows the total registered birth, marriage, and death statistics by registration status, sex, legitimacy status, age, type of ceremony, and place type. The civil registry documents transmitted monthly by the Local Civil Registry Office (LCRO)-Lagawe to Ifugao Provincial Statistical Office for machine processing served as the source of data in preparation of this special release.

BIRTH REGISTRATION



Live birth is defined as complete expulsion or extraction from its mother of a product of conception, irrespective of the duration of the pregnancy, which after such separation, breathes or shows any other evidence of life, such as beating of the heart, pulsation of the umbilical cord, or definite movement of voluntary muscles, whether or not the umbilical cord has been cut or the placenta is attached, each product of such a birth is considered live born.

In table 1, it shows that a total of 101 live births were registered in the municipality of Lagawe for the fourth quarter of 2022. The month of October recorded the most at 36.6% live births. It was followed by the month of November and December with 34.7% and 28.7%, respectively. By sex disaggregation, both male and female had an equal number of registrations.

**TABLE 1. Total Registered Live Births by Month and by Sex, Lagawe:
4th Quarter 2022**

Municipality	Month			Sex		
	Oct	Nov	Dec	Both Sexes	Male	Female
Lagawe	37	35	29	101	50	51

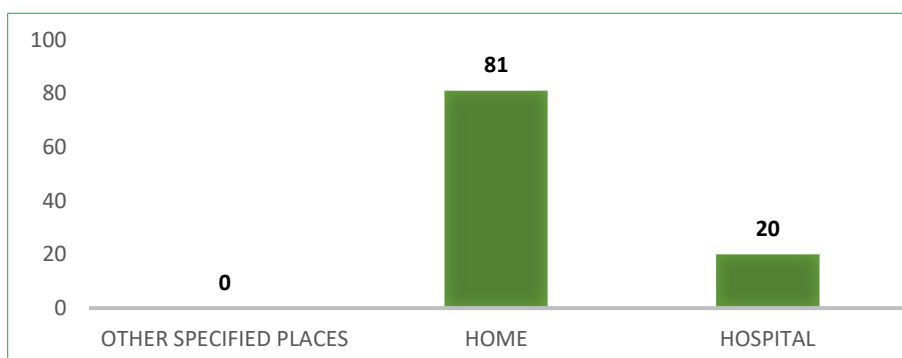
Table 2 shows that 20.8% were timely registered and 79.2% were late registered. Moreover, there were 9.9% illegitimate babies and 90.1% were legitimate babies. Legitimate babies were higher by 81. Therefore, more babies were born of wedlock.

TABLE 2. Total Registered Live Births by Registration and by Legitimacy Status, Lagawe: 4th Quarter 2022


Municipality	Registration Status		Legitimacy Status	
	Timely	Late	Legitimate	Illegitimate
Lagawe	21	80	91	10

In the figure below, it shows that more babies were born at home (80%) than babies born in hospital (20%). There was no occurrence of registered births on other places.

FIGURE 1. Registered Live Births by Place Type, Lagawe: 4th Quarter 2022



MARRIAGE REGISTRATION



Marriage is defined as a contract of permanent union between a man and a woman entered into in accordance with law for the establishment of conjugal and family life. It is the foundation of the family and an inviolable social institution whose nature, consequences, and incidence are governed by law and not subject to stipulation, except that marriage settlements may fix the property relations during the marriage within the limits provided in the Family Code of the Philippines.

In the fourth quarter, a total of 19 marriages were registered in the municipality of Lagawe. The month of December recorded the most at 42% marriages. It was followed by the month of November and October at 37% and 21%, respectively.

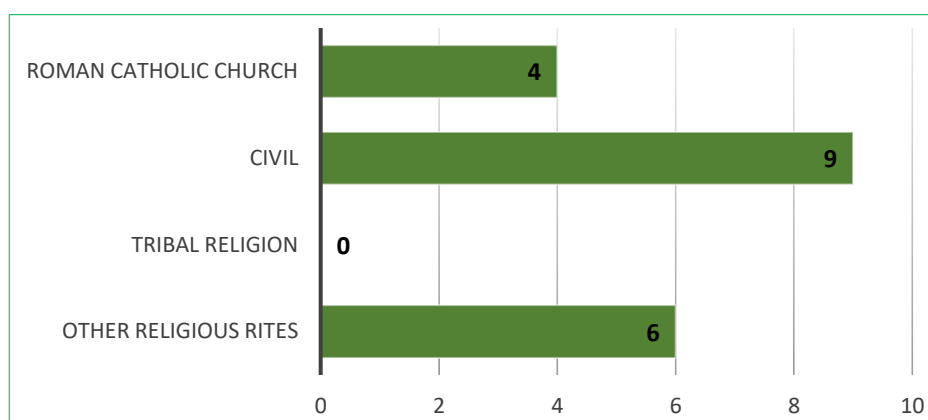
Table 3 shows that all 19 registered marriages were recorded timely within the reglementary period of 30 days.

TABLE 3. Total Registered Marriages by Month and Registration Status, Lagawe: 4th Quarter 2022

Municipality	Month			Registration Status	
	Oct	Nov	Dec	Timely	Late
Lagawe	4	7	8	19	0

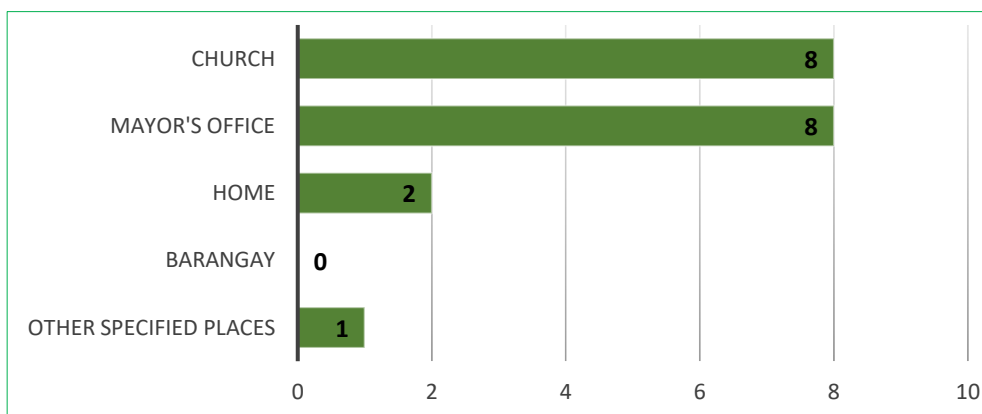
Figure 2 shows that wedding ceremonies conducted by civil wedding rites had the highest registered marriages at 47%, followed by other religious rites and Roman Catholic with 32% and 21%, respectively.

FIGURE 2. Total Registered Marriages by Type of Ceremony, Lagawe: 4th Quarter 2022



In figure 3, it shows that among the place types for marriage, weddings held at the church and mayor’s office had the highest number of registered marriages, both with 42%. Followed by home wedding at 11%, and other specified places at 5%.

FIGURE 3. Total Registered Marriages by Place Type, Lagawe: 4th Quarter 2022



DEATH REGISTRATION



Death refers to the permanent disappearance of all evidence of life at any time after live birth has taken place (postnatal cessation of vital function without capability of resuscitation).

In the fourth quarter, a total of 12 deaths were registered in the municipality of Lagawe. The month of November recorded the most at 42% deaths. It was followed by the month of October and December with 33% and 25%, respectively.

Table 4 shows that by sex disaggregation, there were more female death registration (58%) than male death registration (42%).

**TABLE 4. Total Registered Deaths by Month and by Sex, Lagawe:
4th Quarter 2022**

Municipality	Month			Sex		
	Oct	Nov	Dec	Both Sexes	Male	Female
Lagawe	4	5	3	12	5	7

In table 5, it shows that by civil status, deaths with married status, widows/widowers and singles had the same registration with 33% each. Moreover, majority of the registered deaths were recorded timely within the reglementary period of 30 days.

**TABLE 5. Total Registered Deaths by Civil and Registration status, Lagawe:
4th Quarter 2022**

Municipality	Civil Status			Registration Status	
	Single	Married	Widower	Timely	Late
Lagawe	4	4	4	9	3



DELANO C. BOLISLIS, JR.
Chief Statistical Specialist
Provincial Statistical Office-Ifugao