



SPECIAL RELEASE

2021 4TH QUARTER REGISTERED DEATHS IN KALINGA

Date of Release: January 20, 2022
Reference No. 22CAR32-64

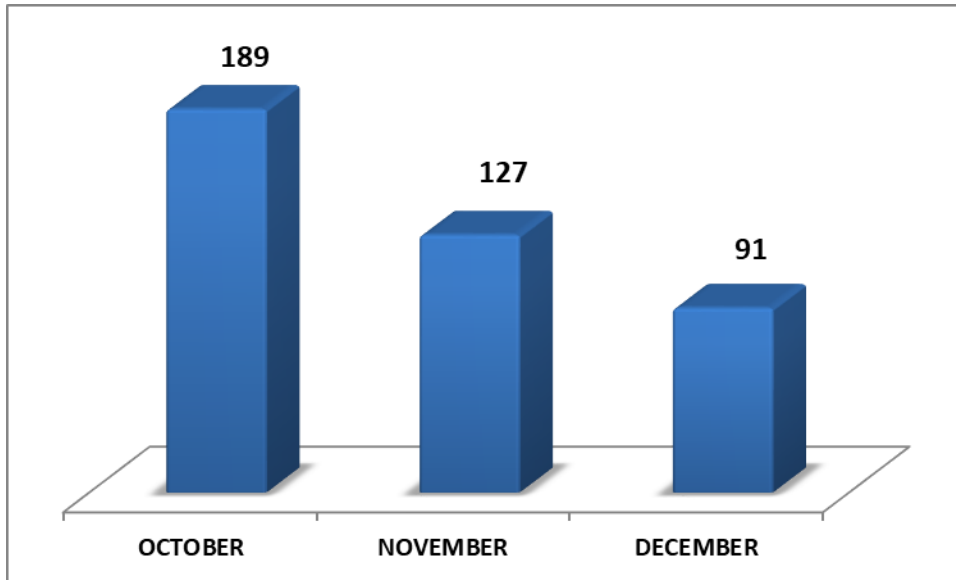
The number of registered deaths in the province of Kalinga for the fourth quarter of 2021 summed up to 407. The City of Tabuk has the highest death registered with 297 death occurrences or 66.89% of the total registered deaths for the 4th quarter 2021. Municipality of Tanudan recorded the least number of documented deaths with only 8 death occurrences followed by the municipality of Tinglayan with 9 death occurrences in 4th quarter 2021.

Table1. Number of Deaths Registered by Municipality and by Month:
 Kalinga 4th Quarter, 2021

Place of Registration	Month			TOTAL
	October	November	December	
Balbalan	13	4	5	22
Lubuagan	6	0	5	11
Pasil	6	10	1	17
Pinukpuk	15	22	14	51
Rizal	22	7	6	35
Tabuk City	117	79	58	254
Tanudan	5	2	1	8
Tinglayan	5	3	1	9
TOTAL	189	127	91	407



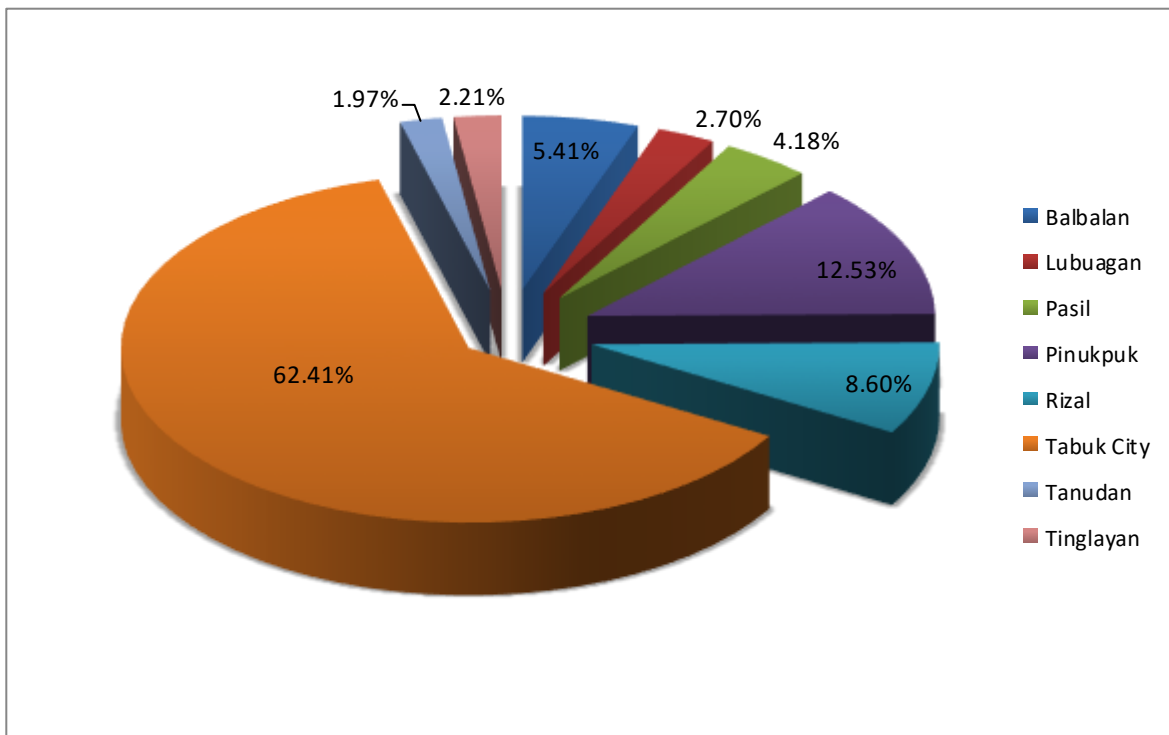
Figure1. Number of Registered Deaths by Month: Kalinga, 4th Quarter 2021



Source: Decentralized Vital Statistics System 2011

The month of October has the highest number of registered deaths with 189 in the 4th quarter 2021 followed by November with 127 and the least was December with 91 registered deaths.

Figure2. Percentage Distribution of Deaths by Municipality: Kalinga, 4th Quarter 2021



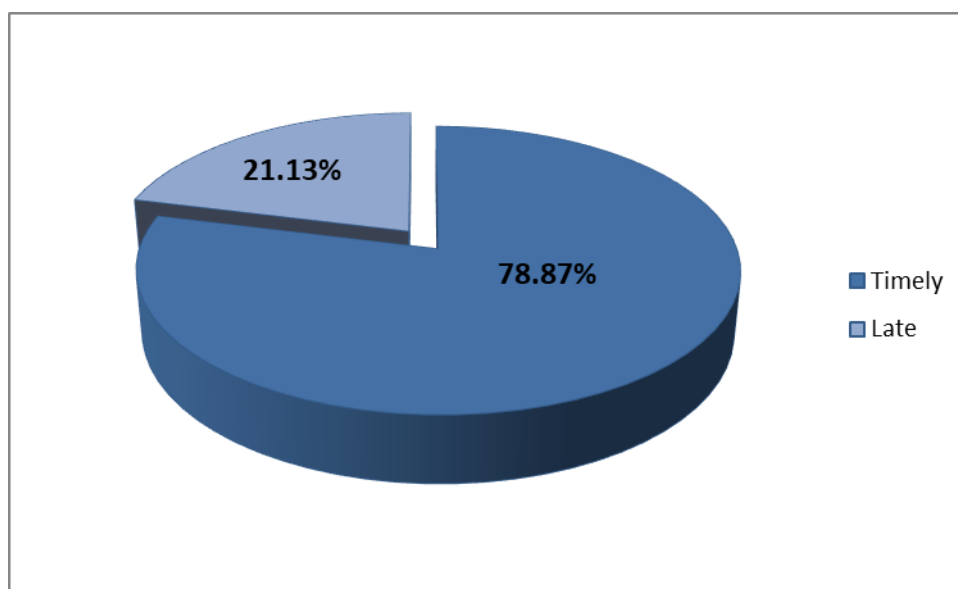
Source: Decentralized Vital Statistics System 2011



Almost two-thirds or 62.41 percent of the total number of registered deaths in Kalinga for the 4th Quarter 2021 were from the City of Tabuk. The remaining 37.59 percent came from the 7 municipalities of the province. Tanudan has the least with 1.97 percent of the total number of registered deaths in Kalinga.

In the province, more than three fourths (78.87 percent) of the deaths were registered on time (321) compared to 21.13 percent (86) registered late.

Figure3. Percentage of Registration Status: Kalinga, 4th Quarter 2021



Source: Decentralized Vital Statistics System 2011



Table2. Number of Deaths Registered by Municipality, by Registration Status:
October, 2021

Place of Registration	OCTOBER	
	Timely	Late
Balbalan	9	4
Lubuagan	6	0
Pasil	3	3
Pinukpuk	12	3
Rizal	22	0
Tabuk City	106	11
Tanudan	2	3
Tinglayan	5	0

In October 2021, there were more timely deaths registered than late with 165 out of 189 registered. Tabuk City has higher number of registered timely than late with 106 and 11. Lubuagan, Rizal and Tinglayan have no late registration.

Table3. Number of Deaths Registered by Municipality, by Registration Status:
November, 2021

Place of Registration	NOVEMBER	
	Timely	Late
Balbalan	3	1
Lubuagan	0	0
Pasil	4	6
Pinukpuk	15	7
Rizal	6	1
Tabuk City	55	24
Tanudan	0	2
Tinglayan	3	0

Higher rate of registered timely than late was observed in the month of November 2021. Tinglayan has no late registration. One death late registration was observed in Balbalan and Rizal. No registration was observed in the municipality of Lubuagan.



Table4. Number of Deaths Registered by Municipality, by Registration Status:
December, 2021

Place of Registration	DECEMBER	
	Timely	Late
Balbalan	5	0
Lubuagan	3	2
Pasil	1	0
Pinukpuk	9	5
Rizal	6	0
Tabuk City	45	13
Tanudan	1	0
Tinglayan	0	1

Among the eight (8) city/municipalities of the province, Tabuk City has the highest number of registered timely than all the other municipalities. Balbalan, Pasil, Rizal and Tanudan has zero late registration. Tinglayan has 1 late registration.



MARIBEL M. DALAYDAY
Chief Statistical Specialist

