



SPECIAL RELEASE

2021 4th QUARTER REGISTERED BIRTHS IN KALINGA

Date of Release: January 20, 2022

Reference No. 22CAR32-62

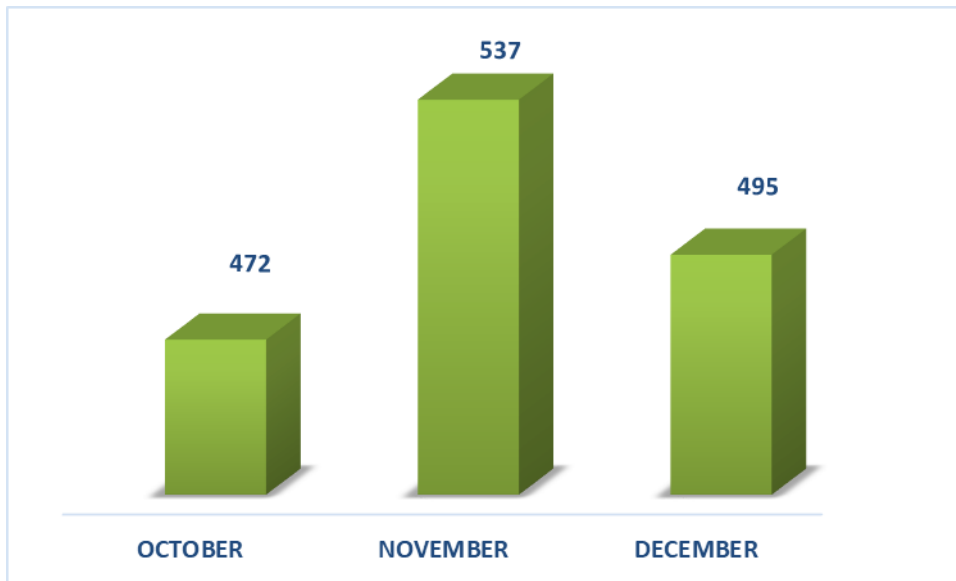
The number of registered births in the province of Kalinga for the fourth quarter of 2021 summed up to 1,504. The City of Tabuk has the highest birth registered with 984 birth occurrences or 65.43% of the total registered births for the 4th quarter 2021. Municipality of Balbalan recorded the least number of documented births with 30 birth occurrences followed by the municipality of Tanudan with 34 birth occurrences in the 4th quarter 2021.

Table1. Number of Births Registered by Municipality and by Month: Kalinga 4th Quarter, 2021

Place of Registration	Month			Total
	Oct	Nov	Dec	
Balbalan	10	10	10	30
Lubuagan	33	27	30	90
Pasil	11	16	14	41
Pinukpuk	50	64	52	166
Rizal	32	25	21	78
Tabuk City	296	363	325	984
Tanudan	14	13	7	34
Tinglayan	26	19	36	81
TOTAL	472	537	495	1504



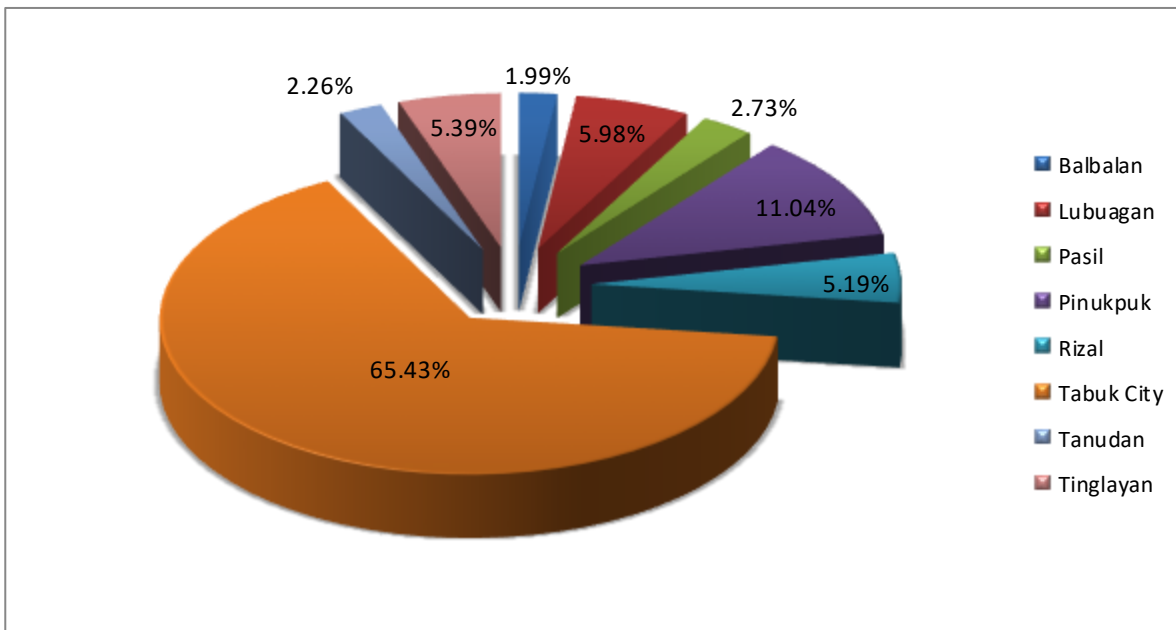
Figure1. Number of Registered Births by Month: Kalinga, 4th Quarter 2021



Source: Decentralized Vital Statistics System 2011

The month of November has the highest number of registered births with 537 in the 4th quarter 2021 followed by December with 495 and the least was October with 472 registered births.

Figure2. Percentage Distribution of Live Births by Municipality: Kalinga, 4th Quarter 2021



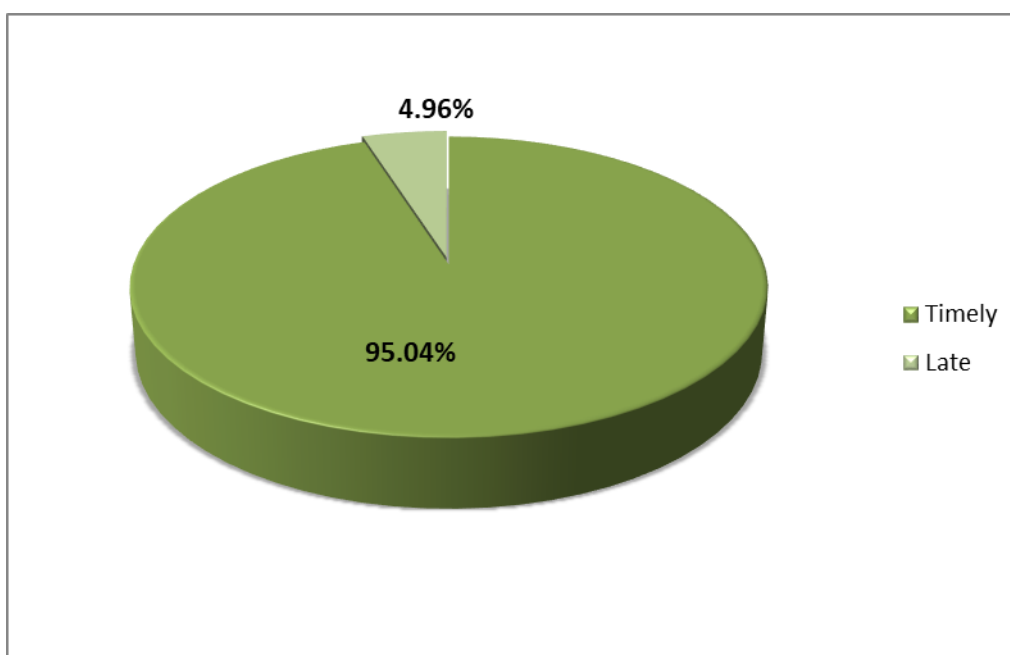
Source: Decentralized Vital Statistics System 2011



Almost two-thirds or 65.43 percent of the total number of registered births in Kalinga for the 4th Quarter 2021 were from the City of Tabuk. The remaining 34.57 percent came from the 7 municipalities of the province. Balbalan has the least with 1.99 percent of the total number of registered live births in Kalinga.

In the province, almost all (95.04 percent) of the babies were registered on time (230) while 4.96 percent (12) were registered late.

Figure3. Percentage of Registration Status: Kalinga, 4th Quarter 2021



Source: Decentralized Vital Statistics System 2011

Table2. Number of Births Registered by Municipality, by Registration Status: October, 2021

Place of Registration	OCTOBER	
	Timely	Late
Balbalan	1	0
Lubuagan	8	0
Pasil	1	0
Pinukpuk	2	0
Rizal	3	0
Tabuk City	19	2
Tanudan	5	0
Tinglayan	4	0

In October 2021, there were more births registered timely than late with 43 out of 45 registered. Tabuk City has the highest number of timely registered than late with 19 followed by Lubuagan. All of the municipalities have zero late registration except for Tabuk City with two.

Table3. Number of Births Registered by Municipality, by Registration Status:
November, 2021

Place of Registration	NOVEMBER	
	Timely	Late
Balbalan	2	0
Lubuagan	2	2
Pasil	1	0
Pinukpuk	4	0
Rizal	6	0
Tabuk City	20	3
Tanudan	2	0
Tinglayan	7	0

Higher rate of registered timely than late was observed in the month of October 2021. It is observed that Tabuk City and Tinglayan have higher rate of timely registered. Lubuagan have even registration. There is no registered timely in the municipalities of Balbalan, Pasil, Pinukpuk, Rizal Tanudan and Tinglayan.

Table4. Number of Births Registered by Municipality, by Registration Status:
December, 2021

Place of Registration	DECEMBER	
	Timely	Late
Balbalan	4	0
Lubuagan	2	1
Pasil	5	1
Pinukpuk	3	1
Rizal	10	0
Tabuk City	92	0
Tanudan	10	1
Tinglayan	17	1

Among the eight (8) city/municipalities of the province, Tabuk City and Tinglayan have higher number of timely registrations. There is no registered timely in the municipalities of Balbalan, Rizal and Tabuk City.



MARIBEL M. DALAYDAY
Chief Statistical Specialist

