



# SPECIAL RELEASE

## 2021 2<sup>ND</sup> QUARTER REGISTERED MARRIAGES IN KALINGA

**Date of Release:** November 11, 2021  
**Reference No.** 21CAR32-872

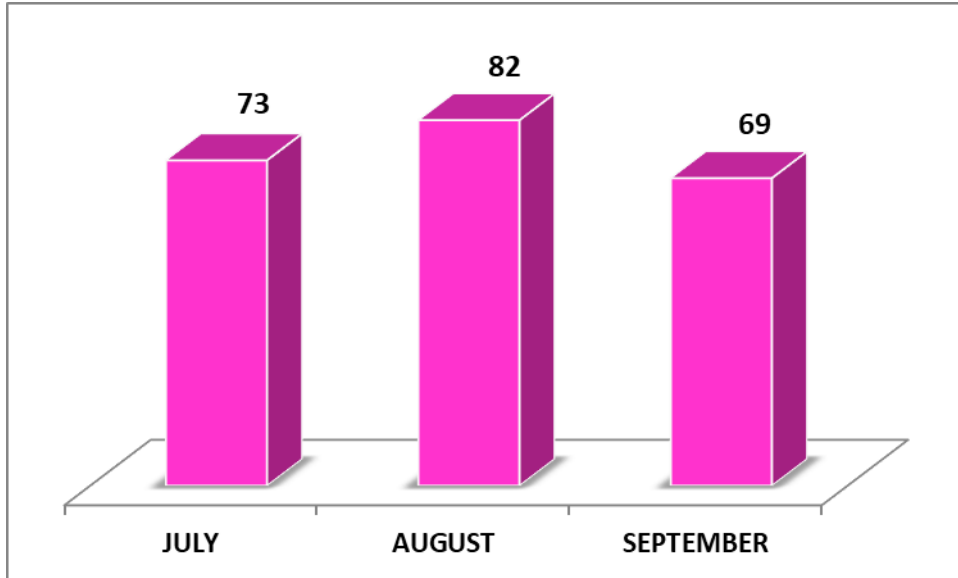
The number of registered marriages in the province of Kalinga for the third quarter of 2021 summed up to 224 which is lesser by seven compared on the previous quarter. The City of Tabuk has the highest marriage registered with 73 marriage occurrences or 32.59% of the total registered marriages for the 3<sup>rd</sup> quarter 2021. Municipalities of Balbalan and Pinukupuk recorded least number of documented marriages with 9 and 13 marriage occurrences respectively in the 3<sup>rd</sup> quarter 2021.

Table1. Number of Marriages Registered by Municipality and by Month:  
 Kalinga 3<sup>rd</sup> Quarter, 2021

Place of Registration	Month			TOTAL
	July	August	September	
Balbalan	1	4	4	9
Lubuagan	6	7	9	22
Pasil	4	4	11	19
Pinukupuk	6	6	1	13
Rizal	9	5	2	16
Tabuk City	32	22	19	73
Tanudan	3	13	5	21
Tinglayan	12	21	18	51
<b>TOTAL</b>	<b>73</b>	<b>82</b>	<b>69</b>	<b>224</b>



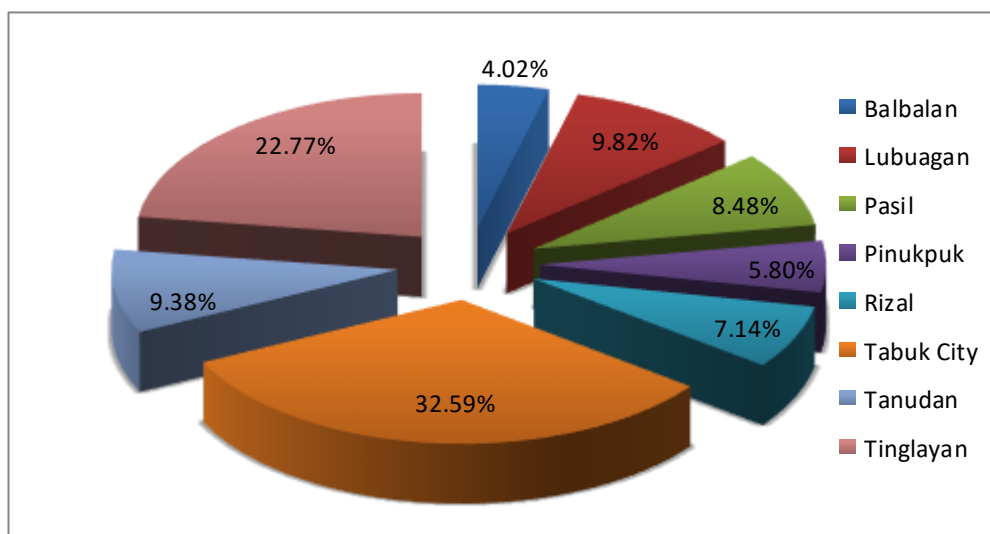
Figure1. Number of Registered Marriages by Month: Kalinga, 3<sup>rd</sup> Quarter 2021



Source: Decentralized Vital Statistics System 2011

The month of August has the highest number of registered marriages with 82 in the 3<sup>rd</sup> quarter of 2021 followed by July with 73 and the least was September with 69 registered marriages.

Figure2. Percentage Distribution of Live Marriages by Municipality: Kalinga, 3<sup>rd</sup> Quarter 2021

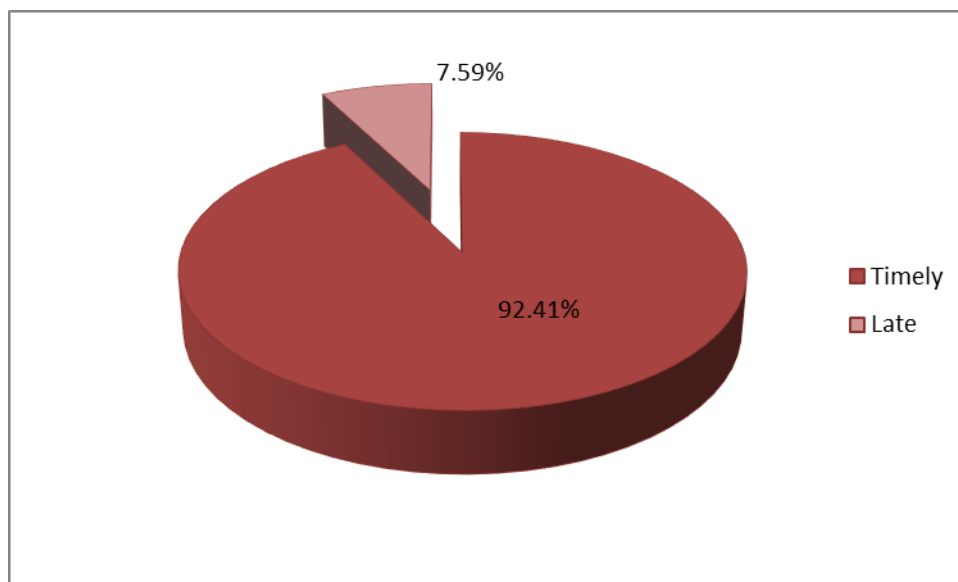


Source: Decentralized Vital Statistics System 2011

Almost half or 32.59 percent of the total number of registered marriages in Kalinga for the 3<sup>rd</sup> Quarter 2021 were from the City of Tabuk. The remaining 67.41 percent came from the 7 municipalities of the province. Balbalan has the least with 4.02 percent of the total number of registered marriages in Kalinga.

In the province, almost all (92.41 percent) of marriages registered on time (207) compared to 7.59 percent (17) registered late.

Figure3. Percentage of Registration Status: Kalinga, 3<sup>rd</sup> Quarter 2021



Source: Decentralized Vital Statistics System 2011



Table2. Number of Marriages Registered by Municipality, by Registration Status: July, 2021

Place of Registration	JULY	
	Timely	Late
Balbalan	1	0
Lubuagan	6	0
Pasil	4	0
Pinukpuk	5	1
Rizal	9	0
Tabuk City	31	1
Tanudan	2	1
Tinglayan	12	0

In July 2021, Pinukpuk, Tabuk City and Tanudan has only one late registration. All municipalities have higher rate on timely registration. Zero late registration was observed in the municipalities of Balbalan, Lubuagan, Pasil, Rizal and Tinglayan.

Table3. Number of Marriages Registered by Municipality, by Registration Status: August, 2021

Place of Registration	AUGUST	
	Timely	Late
Balbalan	4	0
Lubuagan	7	0
Pasil	4	0
Pinukpuk	6	0
Rizal	5	0
Tabuk City	17	5
Tanudan	12	1
Tinglayan	18	3

Higher rate of registered timely than late was observed in the month of August 2021. Tabuk City, Tanudan and Tinglayan have 5, 1 and 3 late registered documents. The other municipalities have zero.

Table4. Number of Marriages Registered by Municipality, by Registration Status: September, 2021

Place of Registration	SEPTEMBER	
	Timely	Late
Balbalan	4	0
Lubuagan	8	1
Pasil	11	0
Pinukpuk	1	0
Rizal	2	0
Tabuk City	16	3
Tanudan	5	0
Tinglayan	17	1

Among the eight (8) city/municipalities of the province, Tinglayan has the highest number of registered timely. Zero rates of delayed registration for the municipalities of Balbalan, Pasil, Pinukpuk, Rizal and Tanudan. Lubuagan and Tinglayan has 1. Tabuk City has 3.



MARIBEL M. DALAYDAY  
Chief Statistical Specialist

