



SPECIAL RELEASE

2021 3RD QUARTER REGISTERED DEATHS IN KALINGA

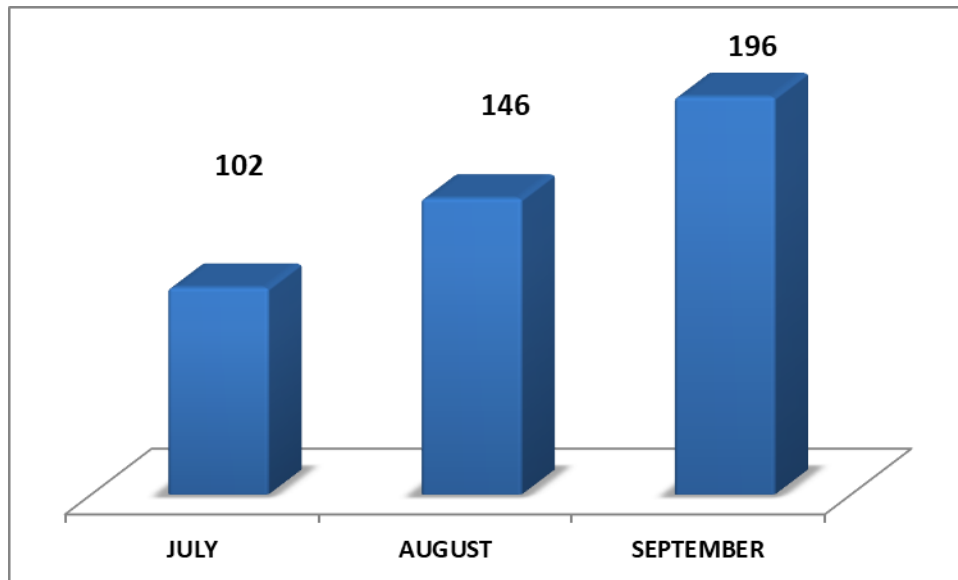
Date of Release: November 11, 2021
Reference No. 21CAR32-873

The number of registered deaths in the province of Kalinga for the third quarter of 2021 summed up to 444. The City of Tabuk has the highest death registered with 297 death occurrences or 66.89% of the total registered deaths for the 3rd quarter 2021. Municipality of Pasil recorded the least number of documented deaths with only 5 death occurrences followed by the municipalities of Tanudan, Balbalan, Tinglayan and Lubuagan with 11, 16, 17 and 19 death occurrences respectively in 3rd quarter 2021.

Table1. Number of Deaths Registered by Municipality and by Month:
 Kalinga 3rd Quarter, 2021

Place of Registration	Month			TOTAL
	July	August	September	
Balbalan	2	8	6	16
Lubuagan	5	4	10	19
Pasil	2	3	0	5
Pinukpuk	8	19	12	39
Rizal	6	13	21	40
Tabuk City	70	92	135	297
Tanudan	6	1	4	11
Tinglayan	3	6	8	17
TOTAL	102	146	196	444

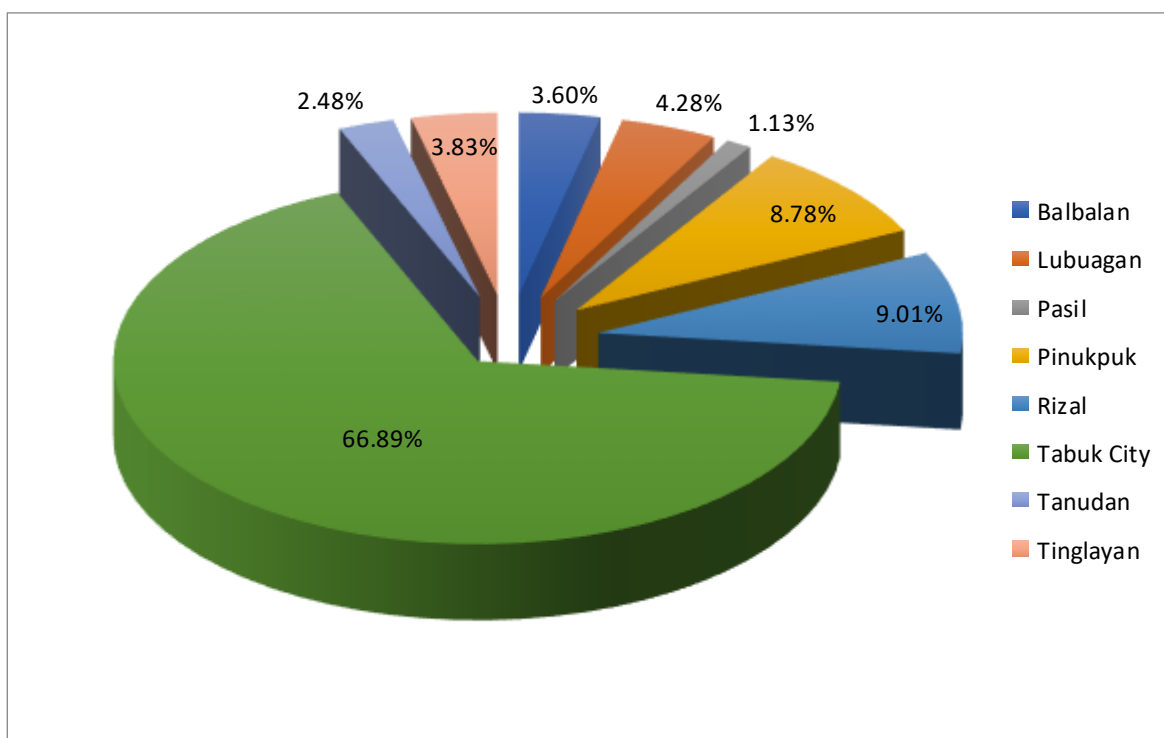
Figure1. Number of Registered Deaths by Month: Kalinga, 3rd Quarter 2021



Source: Decentralized Vital Statistics System 2011

The month of September has the highest number of registered deaths with 196 in the 3rd quarter 2021 followed by August with 146 and the least was July with 102 registered deaths.

Figure2. Percentage Distribution of Deaths by Municipality: Kalinga, 3rd Quarter 2021



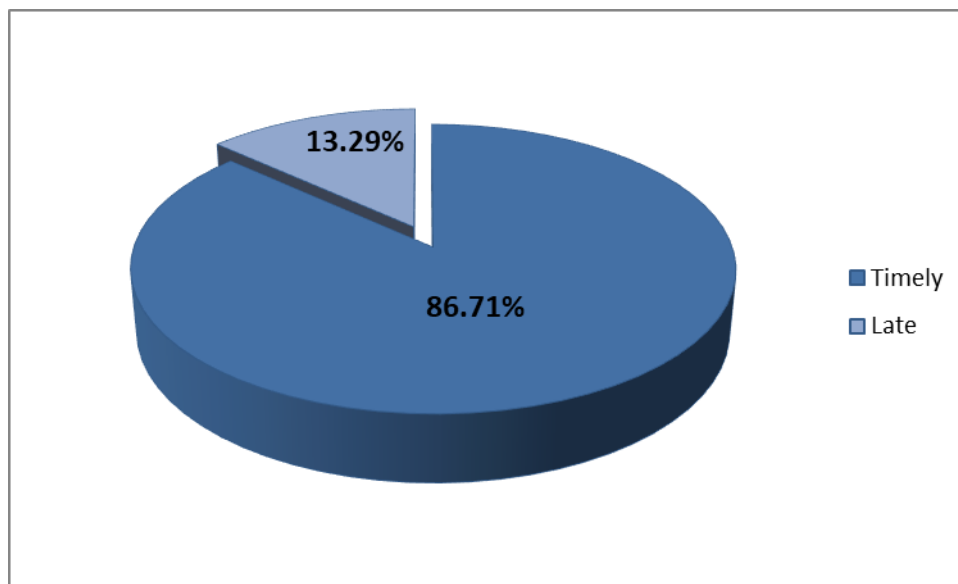
Source: Decentralized Vital Statistics System 2011



Two-third or 66.89 percent of the total number of registered deaths in Kalinga for the 3rd Quarter 2021 were from the City of Tabuk. The remaining 33.11 percent came from the 7 municipalities of the province. Pasil has the least with 1.13 percent of the total number of registered deaths in Kalinga.

In the province, more than three fourths (86.71 percent) of the deaths were registered on time (385) compared to 13.29 percent (59) registered late.

Figure3. Percentage of Registration Status: Kalinga, 3rd Quarter 2021



Source: Decentralized Vital Statistics System 2011



Table2. Number of Deaths Registered by Municipality, by Registration Status:
July, 2021

Place of Registration	JULY	
	Timely	Late
Balbalan	2	0
Lubuagan	4	1
Pasil	2	0
Pinukpuk	3	5
Rizal	6	0
Tabuk City	58	12
Tanudan	2	4
Tinglayan	1	2

In July 2021, there were more timely deaths registered than late with 78 out of 102 registered. Tabuk City has higher number of registered timely than late with 58 and 12. Lubuagan has 1 while Balbalan, Pasil and Rizal have no late registration.

Table3. Number of Deaths Registered by Municipality, by Registration Status:
August, 2021

Place of Registration	AUGUST	
	Timely	Late
Balbalan	8	0
Lubuagan	4	0
Pasil	3	0
Pinukpuk	15	4
Rizal	12	1
Tabuk City	78	14
Tanudan	1	0
Tinglayan	6	0

Higher rate of registered timely than late was observed in the month of August 2021. Balbalan, Lubuagan, Pasil, Tanudan and Tinglayan have no late registration. One death registration was observed in Rizal.



Table4. Number of Deaths Registered by Municipality, by Registration Status:
September, 2021

Place of Registration	SEPTEMBER	
	Timely	Late
Balbalan	4	2
Lubuagan	6	4
Pasil	0	0
Pinukpuk	9	3
Rizal	21	0
Tabuk City	129	6
Tanudan	3	1
Tinglayan	8	0

Among the eight (8) city/municipalities of the province, Tabuk City has the highest number of registered timely than all the other municipalities. Pasil, Rizal and Tinglayan has zero. Tanudan has 1. It was observed in the municipality of Pasil that they have no registration.



MARIBEL M. DALAYDAY
Chief Statistical Specialist

