



# SPECIAL RELEASE

## 2021 3<sup>rd</sup> QUARTER REGISTERED BIRTHS IN KALINGA

**Date of Release:** November 11, 2021

Reference No. 21CAR32-871

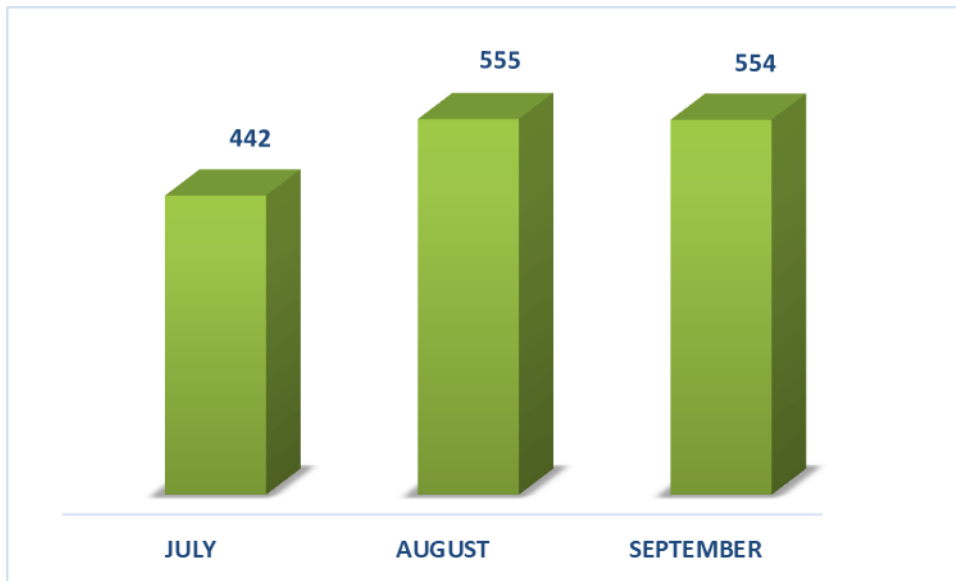
The number of registered births in the province of Kalinga for the third quarter of 2021 summed up to 1,551. The City of Tabuk has the highest birth registered with 906 birth occurrences or 58.41% of the total registered births for the 3<sup>rd</sup> quarter 2021. Municipalities of Balbalan and Pasil recorded the least number of documented births with 28 and 42 birth occurrences followed by the municipality of Tanudan with 55 birth occurrences in the 3<sup>rd</sup> quarter 2021.

Table1. Number of Births Registered by Municipality and by Month: Kalinga 2<sup>nd</sup> Quarter, 2021

Place of Registration	Month			Total
	July	Aug	Sep	
Balbalan	16	8	4	28
Lubuagan	26	64	74	164
Pasil	13	23	6	42
Pinukpuk	30	42	57	129
Rizal	23	30	30	83
Tabuk City	274	314	318	906
Tanudan	17	22	16	55
Tinglayan	43	52	49	144
<b>TOTAL</b>	<b>442</b>	<b>555</b>	<b>554</b>	<b>1551</b>



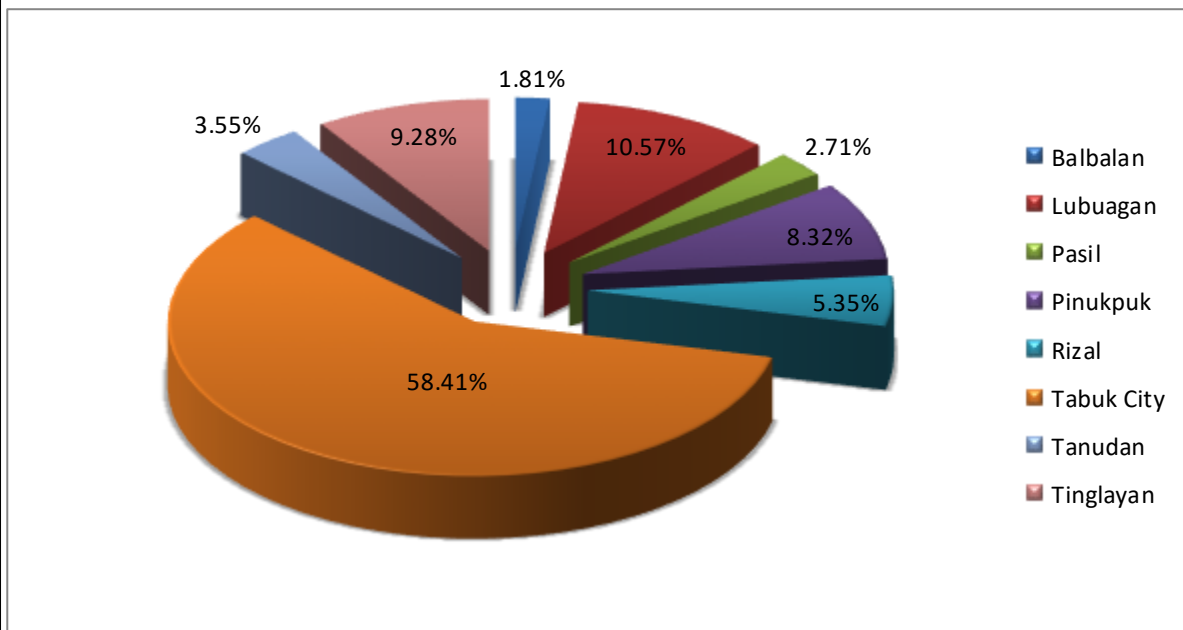
Figure1. Number of Registered Births by Month: Kalinga, 3<sup>rd</sup> Quarter 2021



Source: Decentralized Vital Statistics System 2011

The month of August has the highest number of registered births with 555 in the 3<sup>rd</sup> quarter 2021 followed by September with 554 and the least was July with 442 registered births.

Figure2. Percentage Distribution of Live Births by Municipality: Kalinga, 3<sup>rd</sup> Quarter 2021



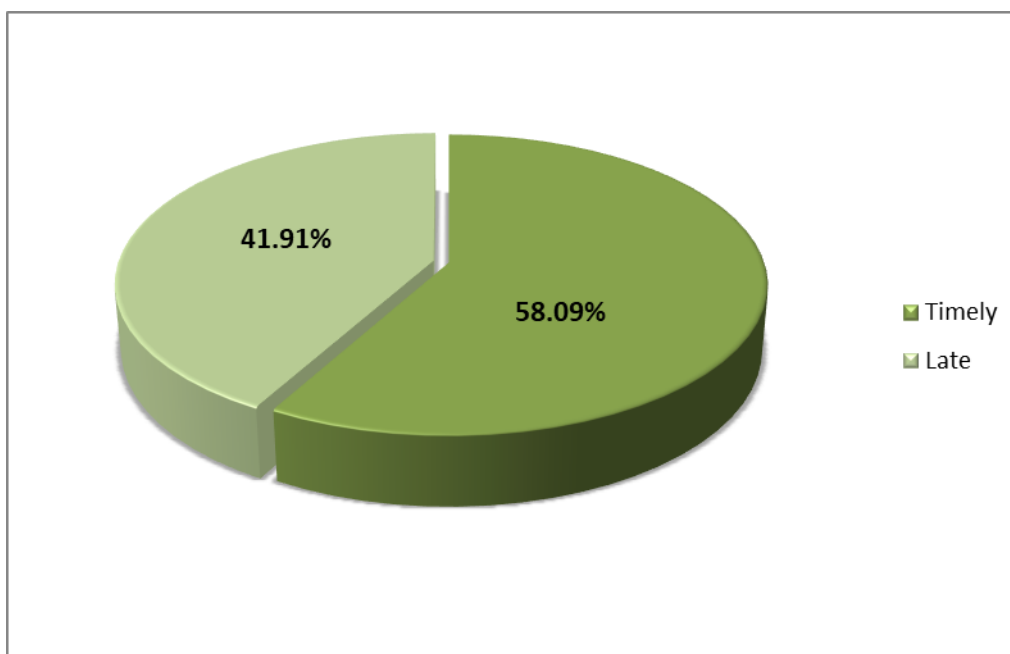
Source: Decentralized Vital Statistics System 2011



More than half or 58.41 percent of the total number of registered births in Kalinga for the 3<sup>rd</sup> Quarter 2021 were from City of Tabuk. The remaining 41.59 percent came from the 7 municipalities of the province. Balbalan has the least with 1.81 percent of the total number of registered live births in Kalinga.

In the province, more than one half (58.09 percent) of the babies were registered on time (901) while 41.91 percent (650) were registered late.

Figure3. Percentage of Registration Status: Kalinga, 3<sup>rd</sup> Quarter 2021



Source: Decentralized Vital Statistics System 2011

Table2. Number of Births Registered by Municipality, by Registration Status: July, 2021

Place of Registration	JULY	
	Timely	Late
Balbalan	3	13
Lubuagan	3	23
Pasil	1	12
Pinukpuk	8	22
Rizal	20	3
Tabuk City	224	50
Tanudan	0	17
Tinglayan	6	37



In July 2021, there were more births registered timely than late with 265 out of 442 registered. Tabuk City has the highest number of timely registered than late with 224 followed by Rizal. The rest of the municipalities have higher late registration than its timely registration.

Table3. Number of Births Registered by Municipality, by Registration Status:  
August, 2021

Place of Registration	AUGUST	
	Timely	Late
Balbalan	2	6
Lubuagan	3	61
Pasil	0	23
Pinukpuk	11	31
Rizal	28	2
Tabuk City	259	55
Tanudan	3	19
Tinglayan	2	50

Higher rate of registered timely than late was observed in the month of August 2021. It is observed that Tabuk City and Rizal have higher rate of timely registered. The rest have higher rate of late registration. There is no registered timely in the municipality of Pasil.



Table4. Number of Births Registered by Municipality, by Registration Status:  
September, 2021

Place of Registration	SEPTEMBER	
	Timely	Late
Balbalan	0	4
Lubuagan	9	65
Pasil	1	5
Pinukpuk	12	45
Rizal	28	2
Tabuk City	274	44
Tanudan	0	16
Tinglayan	4	45

Among the eight (8) city/municipalities of the province, Tabuk City and Rizal have higher number of timely registrations. All the other municipalities have higher rate of late registration. There is no registered timely in the municipality of Pasil and Balbalan.



MARIBEL M. DALAYDAY  
Chief Statistical Specialist

