



# SPECIAL RELEASE

## 2022 2<sup>nd</sup> QUARTER REGISTERED MARRIAGES IN KALINGA

**Date of Release:** August 25, 2022

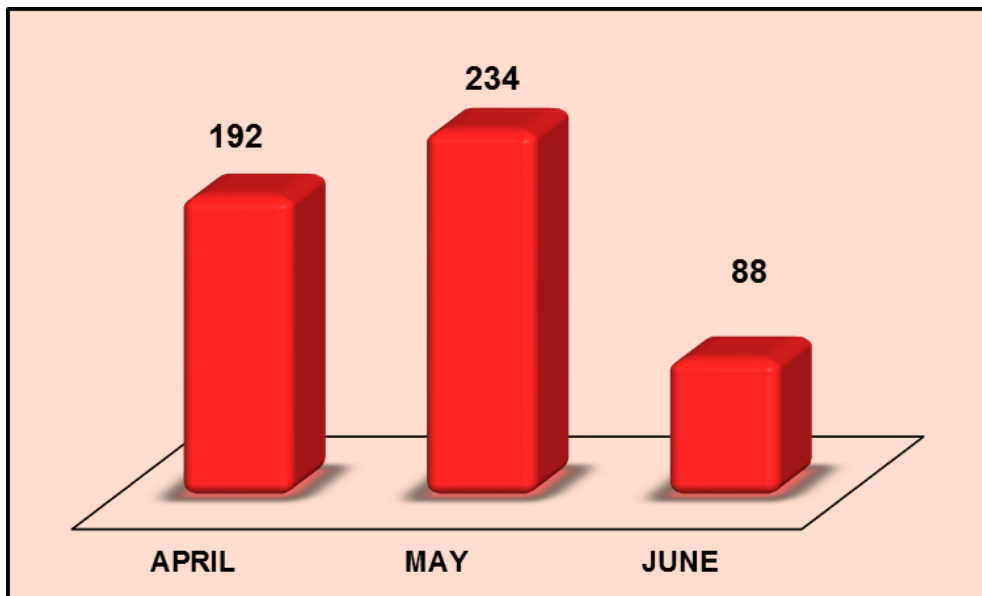
Reference No. 22CAR32- 686

The number of registered marriages in the province of Kalinga for the second quarter of 2022 summed up to 514. The City of Tabuk has the highest marriage registered with 272 marriage occurrences or 52.92% of the total registered marriages for the 2<sup>nd</sup> quarter of 2022. Municipality of Pasil and Balbalan recorded the least number of documented marriages with 8 and 14 marriage occurrences followed by the municipalities of Tanudan, Lubuagan, Tinglayan, Rizal, and Pinukpuk with 25, 30, 39, 59 and 67 marriage occurrences respectively.

**Table1. Number of Marriages Registered by Municipality and by Month: Kalinga 2<sup>nd</sup> Quarter, 2022**

Place of Registration	Month			Total
	APR	MAY	JUN	
BALBALAN	5	7	2	14
LUBUAGAN	16	9	5	30
PASIL	1	3	4	8
PINUKPUK	12	40	15	67
RIZAL (LIWAN)	25	26	8	59
CITY OF TABUK	106	132	34	272
TANUDAN	5	10	10	25
TINGLAYAN	22	7	10	39
<b>TOTAL</b>	<b>192</b>	<b>234</b>	<b>88</b>	<b>514</b>

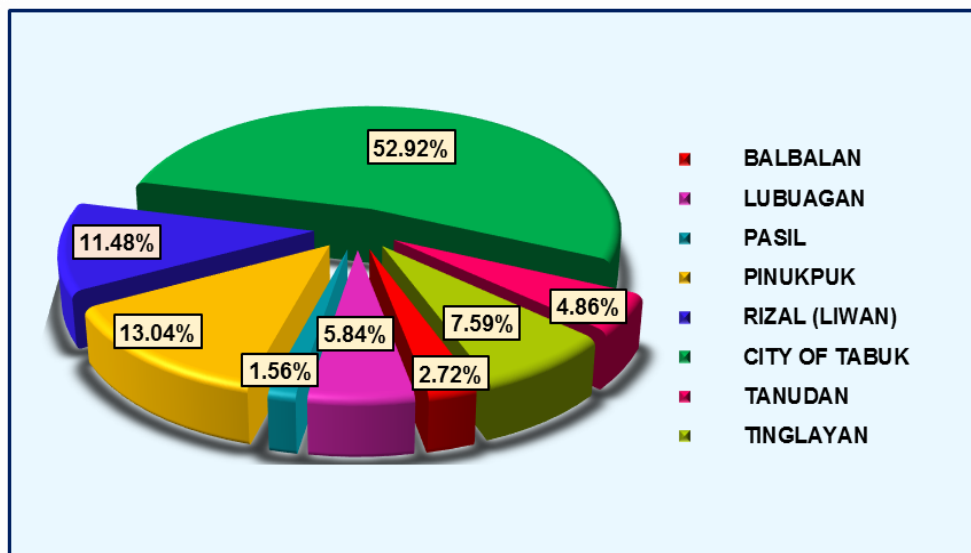
**Figure1. Number of Registered Marriages by Month: Kalinga, 2<sup>nd</sup> Quarter 2022**



Source: Decentralized Vital Statistics System 2011

The month of May has the highest number of registered marriages with 234 in the 2<sup>nd</sup> quarter of 2022 followed by April with 192 and the least was June with 88 registered marriages.

**Figure2. Percentage Distribution of Marriages by Municipality: Kalinga, 2<sup>nd</sup> Quarter 2022**

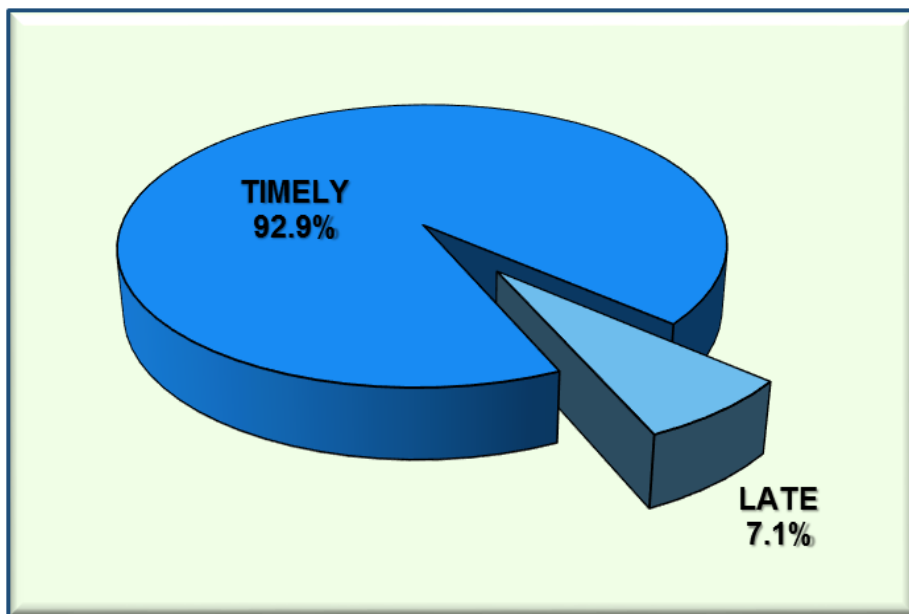


Source: Decentralized Vital Statistics System 2011

More than half or 52.92 percent of the total number of registered marriages in Kalinga for the 2<sup>nd</sup> Quarter of 2022 were from the City of Tabuk. The remaining 47.08 percent came from the 7 municipalities of the province. Pasil has the least with 1.56 percent of the total number of registered marriages in Kalinga.

In the province, almost all (92.9 percent) of marriages registered on time (478) compared to 7.1 percent (36) registered late.

**Figure3. Percentage of Registration Status: Kalinga, 2<sup>nd</sup> Quarter 2022**



Source: Decentralized Vital Statistics System 2011

**Table2. Number of Marriages Registered by Municipality, and Registration Status: April, 2022**

Place of Registration	APRIL	
	Timely	Late
Balbalan	5	0
Lubuagan	14	2
Pasil	1	0
Pinukpuk	12	0
Rizal	24	1
Tabuk City	103	3
Tanudan	4	1
Tinglayan	21	1

In April 2022, there were more registered timely than late with 184 out of 192 registered. Balbalan, Pasil, and Pinukpuk have timely registered documents only. Lubuagan, Rizal, Tabuk City, Tanudan and Tinglayan have recorded late registered documents.

**Table3. Number of Marriages Registered by Municipality, and Registration Status: May, 2022**

Place of Registration	MAY	
	Timely	Late
Balbalan	7	0
Lubuagan	8	1
Pasil	3	0
Pinukpuk	33	7
Rizal	26	0
Tabuk City	131	1
Tanudan	9	1
Tinglayan	6	1

Higher rate of registered timely than late was observed in the month of May 2022. All municipalities except Balbalan, Pasil and Rizal have recorded late registered marriage.

**Table4. Number of Marriages Registered by Municipality, and Registration Status: June, 2022**

Place of Registration	JUNE	
	Timely	Late
Balbalan	2	0
Lubuagan	4	1
Pasil	4	0
Pinukpuk	5	10
Rizal	7	1
Tabuk City	31	3
Tanudan	8	2
Tinglayan	10	0

Among the eight (8) city/municipalities of the province, Tabuk City has the highest number of registered timely. Zero rates of delayed registration were recorded from the municipalities of Balbalan, Pasil, and Tinglayan. Lubuagan, Pinukpuk, Rizal, Tabuk City and Tanudan have recorded late registered marriage in the municipality.



**MARIBEL M. DALAYDAY**  
Chief Statistical Specialist

