



# SPECIAL RELEASE

## 2021 2<sup>ND</sup> QUARTER REGISTERED MARRIAGES IN KALINGA

**Date of Release:** July 23, 2021

**Reference No.** 21CAR32-585

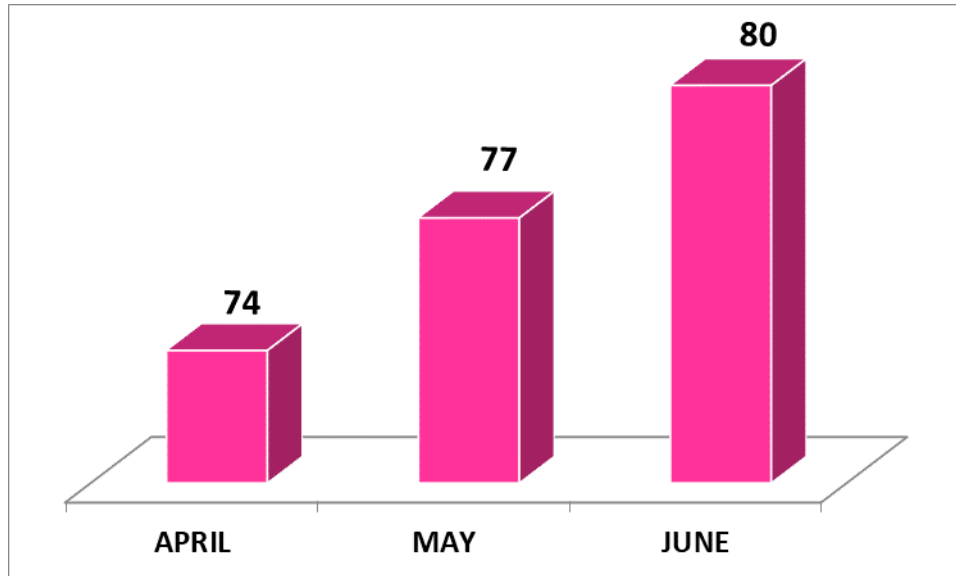
The number of registered marriages in the province of Kalinga for the second quarter of 2021 summed up to 231. The City of Tabuk has the highest marriage registered with 96 marriage occurrences or 41.56% of the total registered marriages for the 2<sup>nd</sup> quarter 2021. Municipalities of Balbalan, Pasil and Lubuagan recorded least number of documented marriages with 6, 10 and 12 marriage occurrences respectively in the 2<sup>nd</sup> quarter 2021.

Table1. Number of Marriages Registered by Municipality and by Month:  
 Kalinga 2<sup>nd</sup> Quarter, 2021

Place of Registration	Month			TOTAL
	Apr	May	June	
Balbalan	1	3	2	6
Lubuagan	5	4	3	12
Pasil	1	9	0	10
Pinukpuk	6	5	13	24
Rizal	9	8	3	20
Tabuk City	37	29	30	96
Tanudan	6	7	8	21
Tinglayan	9	12	21	42
<b>TOTAL</b>	<b>74</b>	<b>77</b>	<b>80</b>	<b>231</b>



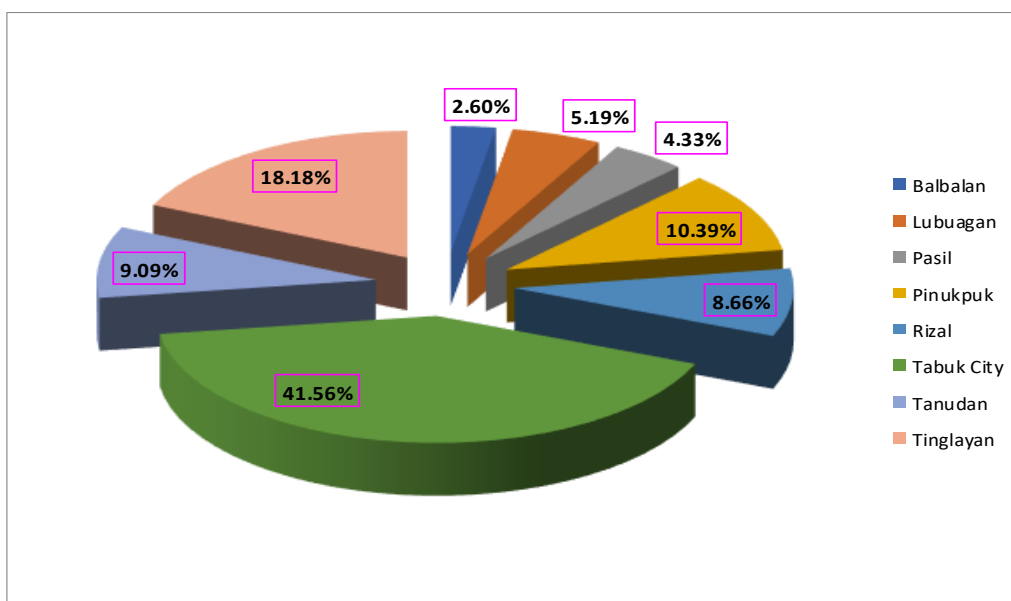
Figure1. Number of Registered Marriages by Month: Kalinga, 2<sup>nd</sup> Quarter 2021



Source: Decentralized Vital Statistics System 2011

The month of June has the highest number of registered marriages with 80 in the 2<sup>nd</sup> quarter of 2021 followed by May with 77 and the least was April with 74 registered marriages.

Figure2. Percentage Distribution of Live Marriages by Municipality: Kalinga, 2<sup>nd</sup> Quarter 2021

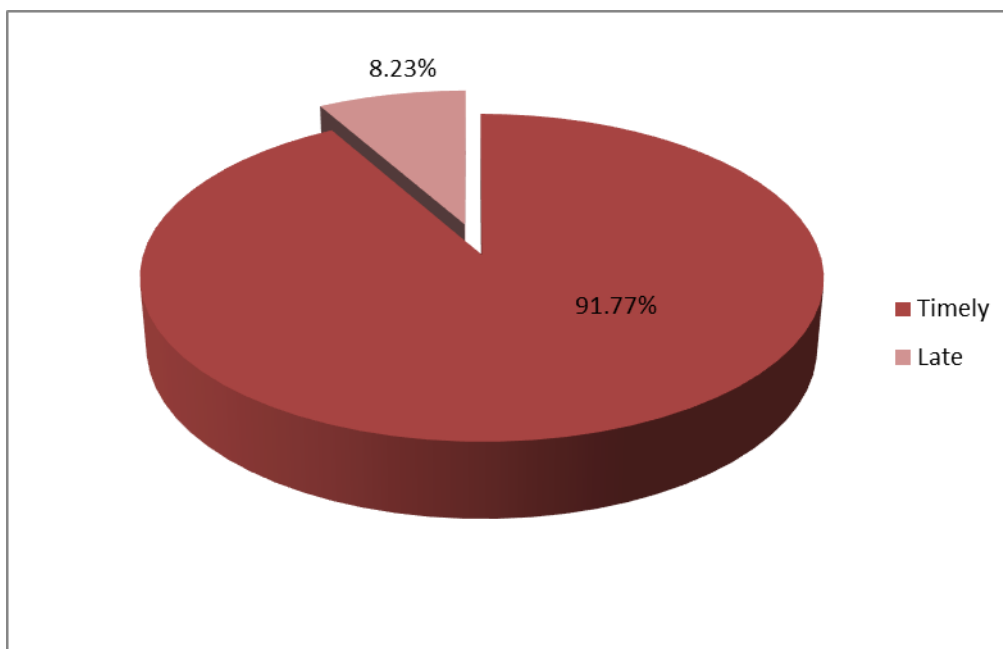


Source: Decentralized Vital Statistics System 2011

Almost half or 41.56 percent of the total number of registered marriages in Kalinga for the 2<sup>nd</sup> Quarter 2021 were from the City of Tabuk. The remaining 58.44 percent came from the 7 municipalities of the province. Balbalan has the least with 2.60 percent of the total number of registered marriages in Kalinga.

In the province, almost all (91.77 percent) of marriages registered on time (212) compared to 8.23 percent (19) registered late.

Figure3. Percentage of Registration Status: Kalinga, 2<sup>nd</sup> Quarter 2021



Source: Decentralized Vital Statistics System 2011



Table2. Number of Marriages Registered by Municipality, by Registration Status: April, 2021

Place of Registration	APRIL	
	Timely	Late
Balbalan	0	1
Lubuagan	5	0
Pasil	1	0
Pinukpuk	6	0
Rizal	9	0
Tabuk City	33	4
Tanudan	6	0
Tinglayan	9	0

In April 2021, Balbalan has only one late registration. The other municipalities have higher rate on timely registration. Zero late registration was observed in the municipalities of Lubuagan, Pasil, Pinulpuk, Rizal, Tanudan and Tinglayan.

Table3. Number of Marriages Registered by Municipality, by Registration Status: May, 2021

Place of Registration	MAY	
	Timely	Late
Balbalan	3	0
Lubuagan	2	2
Pasil	9	0
Pinukpuk	5	0
Rizal	8	0
Tabuk City	29	0
Tanudan	6	1
Tinglayan	11	1



Higher rate of registered timely than late was observed in the month of May 2021. Tanudan and Tinglayan have one late registered while Lubuagan has two. The other municipalities have zero.

Table4. Number of Marriages Registered by Municipality, by Registration Status: June, 2021

Place of Registration	JUNE	
	Timely	Late
Balbalan	2	0
Lubuagan	2	1
Pasil	0	0
Pinukpuk	11	2
Rizal	3	0
Tabuk City	27	3
Tanudan	6	2
Tinglayan	19	2

Among the eight (8) city/municipalities of the province, Tabuk has higher number of registered timely. Zero rates of delayed registration for the municipalities of Balbalan, Pasil and Rizal. Lubuagan has 1. Pinukpuk, Tanudan and Tinglayan have 2 and Tabuk City has 3.



MARIBEL M. DALAYDAY  
Chief Statistical Specialist

