

SPECIAL RELEASE

2022 2nd QUARTER REGISTERED DEATHS IN KALINGA

Date of Release: August 25, 2022
Reference No. 22CAR32- 685

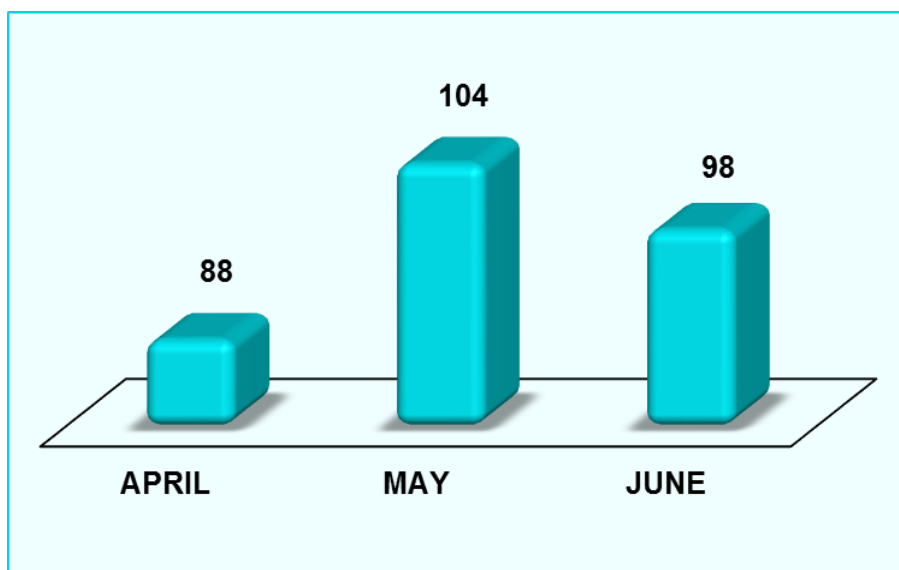
The number of registered deaths in the province of Kalinga for the second quarter of 2022 summed up to 290. The City of Tabuk has the highest death registered with 187 death occurrences or 64.48% of the total registered. Municipality of Tanudan recorded the least number of documented deaths with only 2 death occurrences followed by the municipalities of Tinglayan, Pasil, Balbalan, Lubuagan, Pinukpuk, and Rizal with 5, 10, 13, 19, 20 and 34 death occurrences respectively.

**Table1. Number of Deaths Registered by Municipality and by Month:
Kalinga 2nd Quarter 2022**

Place of Registration	Month			Total	
	APRIL		MAY		JUNE
BALBALAN	3		8	2	13
LUBUAGAN	3		12	4	19
PASIL	2		1	7	10
PINUKPUK	6		9	5	20
RIZAL (LIWAN)	9		13	12	34
CITY OF TABUK	63		59	65	187
TANUDAN	1		1	0	2
TINGLAYAN	1		1	3	5
TOTAL	88		104	98	290



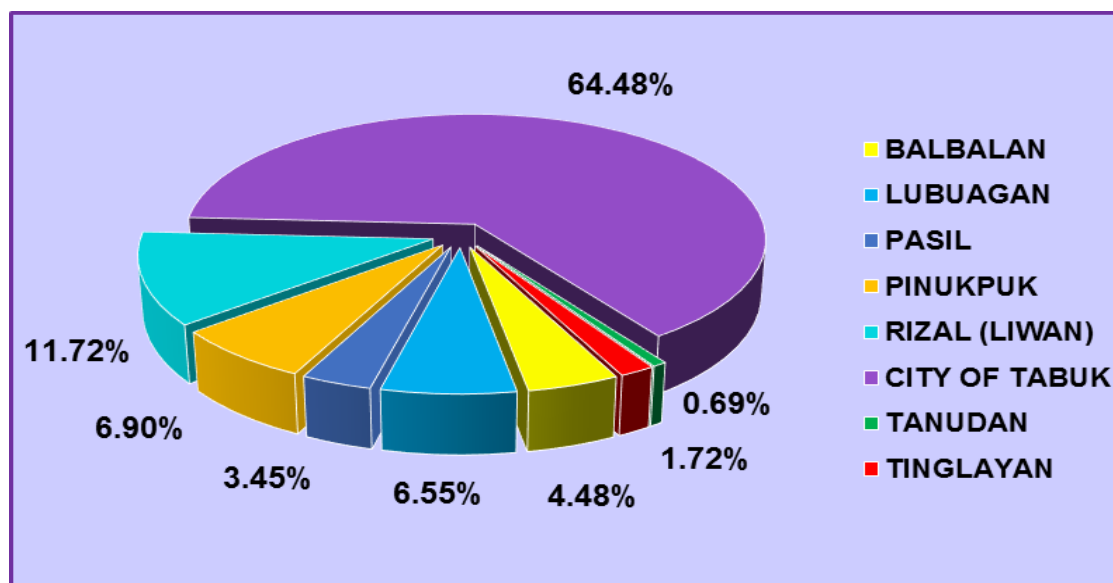
Figure1. Number of Registered Deaths by Month: Kalinga, 2nd Quarter 2022



Source: Decentralized Vital Statistics System 2011

The month of May has the highest number of registered deaths with 104 in the 2nd quarter of 2022 followed by June with 98 and the least was April with 88 registered deaths.

Figure2. Percentage Distribution of Deaths by Municipality: Kalinga, 2nd Quarter 2022



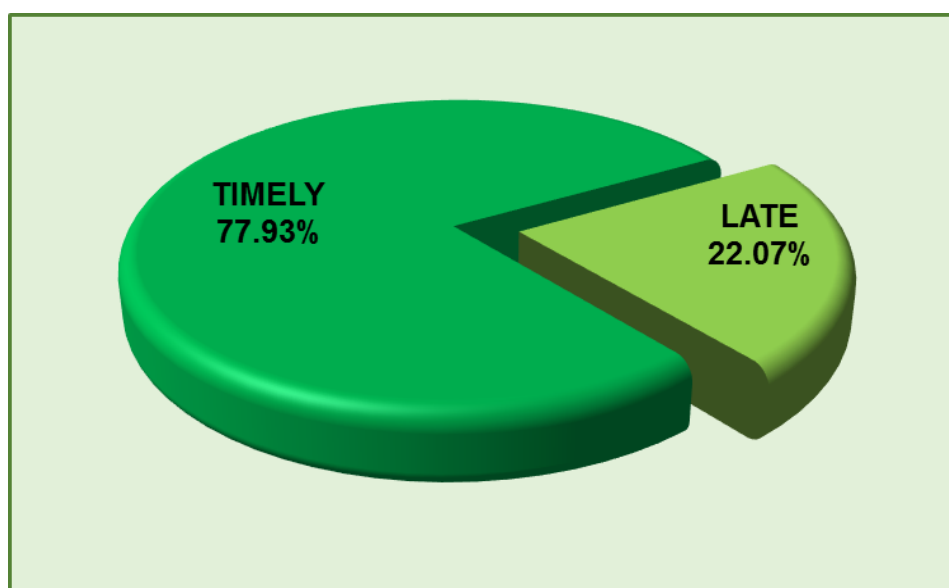
Source: Decentralized Vital Statistics System 2011



More than half or 64.48 percent of the total number of registered deaths in Kalinga for the 2nd Quarter of 2022 were from the City of Tabuk. The remaining 35.52 percent came from the 7 municipalities of the province. Tanudan has the least with 0.69 percent of the total number of registered deaths in Kalinga.

In the province, 77.93 percent of the deaths registered on time (226) compared to 22.07 percent (64) registered late.

Figure3. Percentage of Registration Status: Kalinga, 2nd Quarter 2022



Source: Decentralized Vital Statistics System 2011



Table2. Number of Deaths Registered by Municipality, and Registration Status: April, 2022

Place of Registration	APRIL	
	Timely	Late
Balbalan	2	1
Lubuagan	1	2
Pasil	0	2
Pinukpuk	3	3
Rizal	9	0
Tabuk City	49	14
Tanudan	1	0
Tinglayan	1	0

In April 2022, there were more registered timely than late with 66 out of 88 registered. Tabuk City has higher number of registered timely than late with 49. Rizal, Tanudan and Tinglayan have no registered late documents.

Table3. Number of Deaths Registered by Municipality, and Registration Status: May, 2022

Place of Registration	MAY	
	Timely	Late
Balbalan	7	1
Lubuagan	5	7
Pasil	1	0
Pinukpuk	9	0
Rizal	10	3
Tabuk City	51	8
Tanudan	0	1
Tinglayan	1	0

Higher rate of registered timely than late was observed in the month of May and June 2022. Pasil, Pinukpuk and Tinglayan have no late registered documents. Balbalan and Tanudan have only 1 late registered document.



Table4. Number of Deaths Registered by Municipality, and Registration Status: June, 2022

Place of Registration	JUNE	
	Timely	Late
Balbalan	1	1
Lubuagan	1	3
Pasil	6	1
Pinukpuk	5	0
Rizal	11	1
Tabuk City	50	15
Tanudan	0	0
Tinglayan	2	1

Among the eight (8) city/municipalities of the province, Tabuk City has highest number of registered timely than all the other municipalities. Pinukpuk has not registered any late document and Tanudan has no death record for the month of June.



MARIBEL M. DALAYDAY
Chief Statistical Specialist

