



# SPECIAL RELEASE

## 2021 2<sup>ND</sup> QUARTER REGISTERED DEATHS IN KALINGA

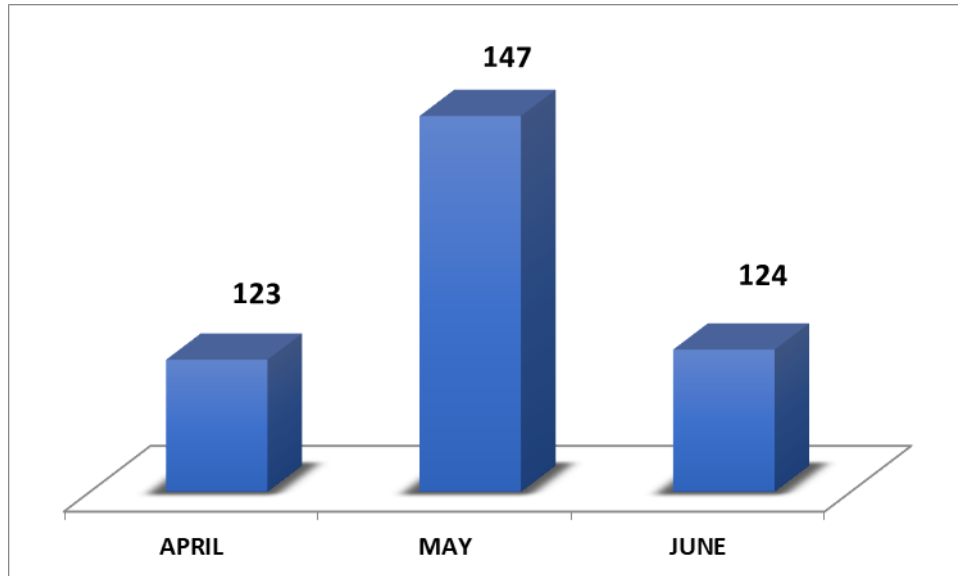
**Date of Release:** July 22, 2021  
**Reference No.** 21CAR32-586

The number of registered deaths in the province of Kalinga for the second quarter of 2021 summed up to 394. The City of Tabuk has the highest death registered with 263 death occurrences or 66.75% of the total registered deaths for the 2<sup>nd</sup> quarter 2021. Municipality of Tanudan recorded the least number of documented deaths with only 10 death occurrences followed by the municipalities of Balbalan and Tinglayan with 11 and 12 death occurrences respectively in 2<sup>nd</sup> quarter 2021.

Table1. Number of Deaths Registered by Municipality and by Month:  
 Kalinga 2<sup>nd</sup> Quarter, 2021

Place of Registration	Month			TOTAL
	Apr	May	June	
Balbalan	3	5	3	11
Lubuagan	10	4	8	22
Pasil	3	5	7	15
Pinukpuk	5	18	10	33
Rizal	7	13	8	28
Tabuk City	91	92	80	263
Tanudan	1	6	3	10
Tinglayan	3	4	5	12
<b>TOTAL</b>	<b>123</b>	<b>147</b>	<b>124</b>	<b>394</b>

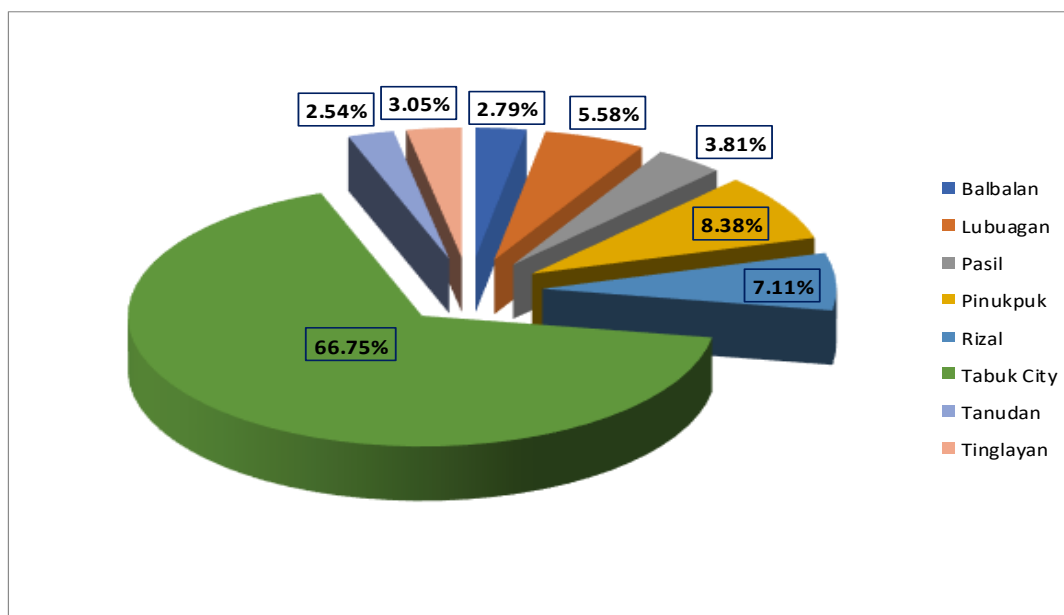
Figure1. Number of Registered Deaths by Month: Kalinga, 2<sup>nd</sup> Quarter 2021



Source: Decentralized Vital Statistics System 2011

The month of May has the highest number of registered deaths with 147 in the 2<sup>nd</sup> quarter 2021 followed by June with 124 and the least was April with 123 registered deaths.

Figure2. Percentage Distribution of Deaths by Municipality: Kalinga, 2<sup>nd</sup> Quarter 2021

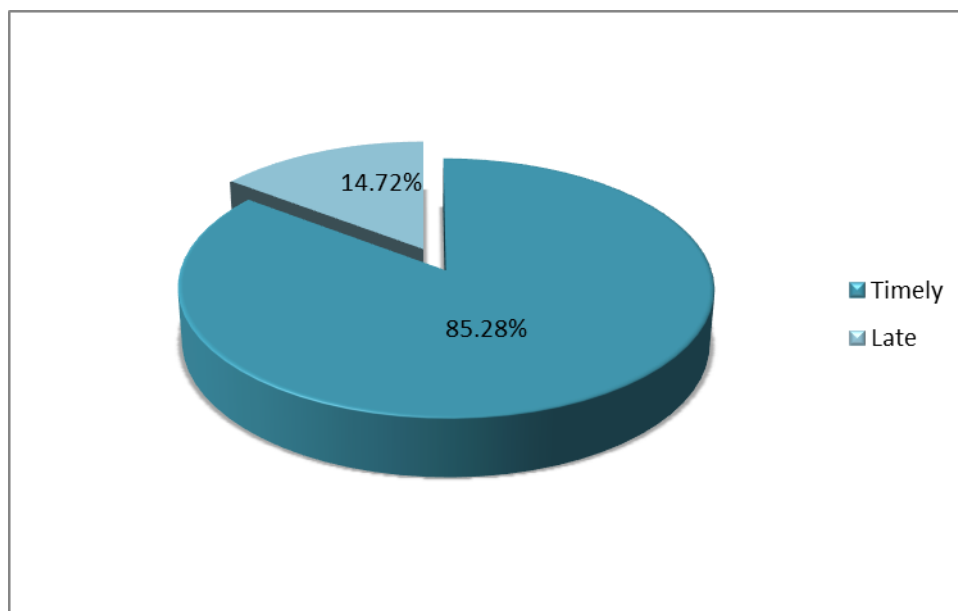


Source: Decentralized Vital Statistics System 2011

Two-third or 66.75 percent of the total number of registered deaths in Kalinga for the 2<sup>nd</sup> Quarter 2021 were from the City of Tabuk. The remaining 33.25 percent came from the 7 municipalities of the province. Tanudan has the least with 2.54 percent of the total number of registered deaths in Kalinga.

In the province, more than three fourths (85.28 percent) of the deaths were registered on time (336) compared to 14.72 percent (58) registered late.

Figure3. Percentage of Registration Status: Kalinga, 2<sup>nd</sup> Quarter 2021



Source: Decentralized Vital Statistics System 2011



Table2. Number of Deaths Registered by Municipality, by Registration Status:  
April, 2021

Place of Registration	APRIL	
	Timely	Late
Balbalan	2	1
Lubuagan	5	5
Pasil	3	0
Pinukpuk	4	1
Rizal	7	0
Tabuk City	85	6
Tanudan	1	0
Tinglayan	3	0

In April 2021, there were more timely deaths registered than late with 110 out of 123 registered. Tabuk City has higher number of registered timely than late with 85 and 6. Balbalan have same number of timely and late registration. Balbalan and Pinukpuk has 1 while Pasil, Rizal, Tanudan and Tinglayan have no late registration.

Table3. Number of Deaths Registered by Municipality, by Registration Status:  
May, 2021

Place of Registration	MAY	
	Timely	Late
Balbalan	1	4
Lubuagan	3	1
Pasil	5	0
Pinukpuk	15	3
Rizal	13	0
Tabuk City	77	15
Tanudan	5	1
Tinglayan	4	0

Higher rate of registered timely than late was observed in the month of May 2021. Pasil, Rizal and Tinglayan have no late registration. One death registration was observed in Lubuagan and Tanudan. Balbalan has higher rate of late registration.



Table4. Number of Deaths Registered by Municipality, by Registration Status:  
June, 2021

Place of Registration	JUNE	
	Timely	Late
Balbalan	2	1
Lubuagan	6	2
Pasil	6	1
Pinukpuk	6	4
Rizal	7	1
Tabuk City	69	11
Tanudan	3	0
Tinglayan	4	1

Among the eight (8) city/municipalities of the province, Tabuk City has higher number of registered timely than all the other municipalities. Tanudan has zero. Balbalan, Pasil, Rizal and Tinglayan have 1.

MARIBEL M. DALAYDAY  
Chief Statistical Specialist

