



SPECIAL RELEASE

2021 2nd QUARTER REGISTERED BIRTHS IN KALINGA

Date of Release: July 23, 2021

Reference No. 21CAR32-584

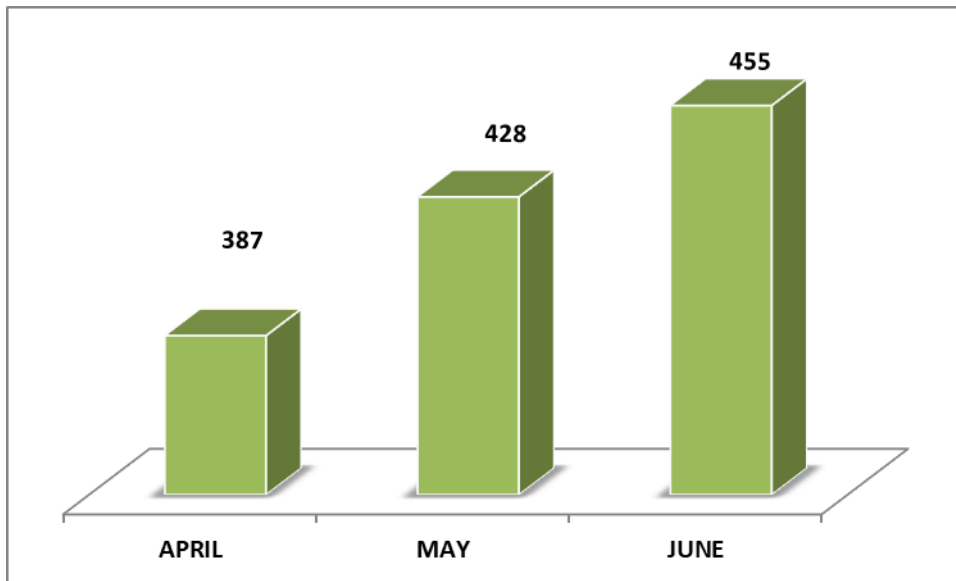
The number of registered births in the province of Kalinga for the second quarter of 2021 summed up to 1, 270. The City of Tabuk has the highest birth registered with 837 birth occurrences or 65.91% of the total registered births for the 2nd quarter 2021. Municipalities of Pasil and Tanudan recorded the least number of documented births with 23 and 42 birth occurrences followed by the municipality of Balbalan with 53 birth occurrences in the 2nd quarter 2021.

Table1. Number of Births Registered by Municipality and by Month: Kalinga 2nd Quarter, 2021

Place of Registration	Month			Total
	Apr	May	June	
Balbalan	18	17	18	53
Lubuagan	18	21	15	54
Pasil	6	7	10	23
Pinukpuk	24	23	42	89
Rizal	22	19	14	55
Tabuk City	255	295	287	837
Tanudan	9	14	19	42
Tinglayan	35	32	50	117
TOTAL	387	428	455	1270



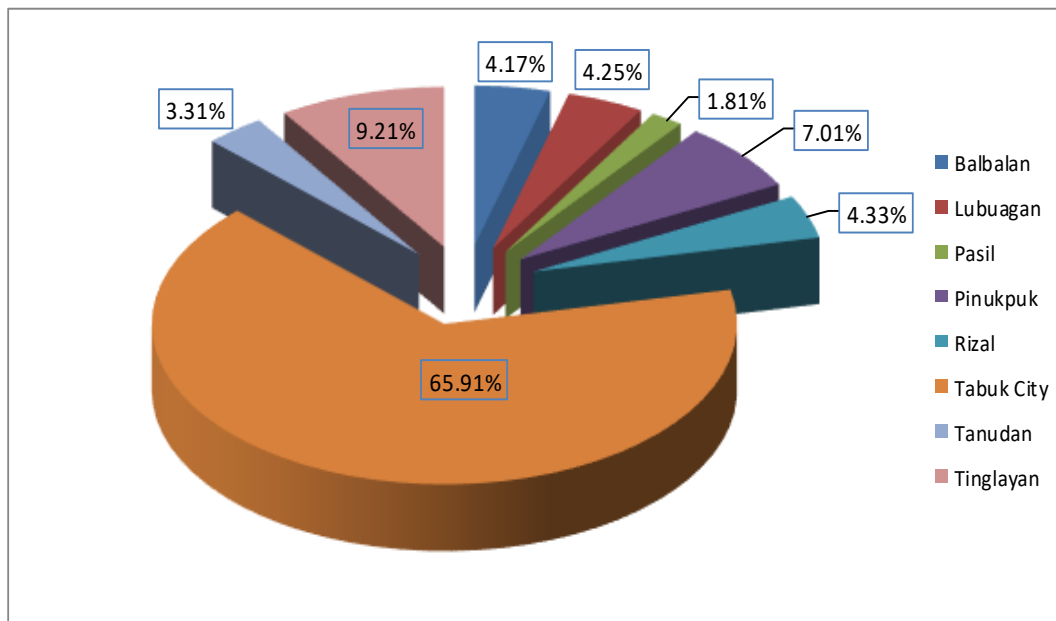
Figure1. Number of Registered Births by Month: Kalinga, 2nd Quarter 2021



Source: Decentralized Vital Statistics System 2011

The month of June has the highest number of registered births with 455 in the 2nd quarter 2021 followed by May with 428 and the least was April with 387 registered births.

Figure2. Percentage Distribution of Live Births by Municipality: Kalinga, 2nd Quarter 2021

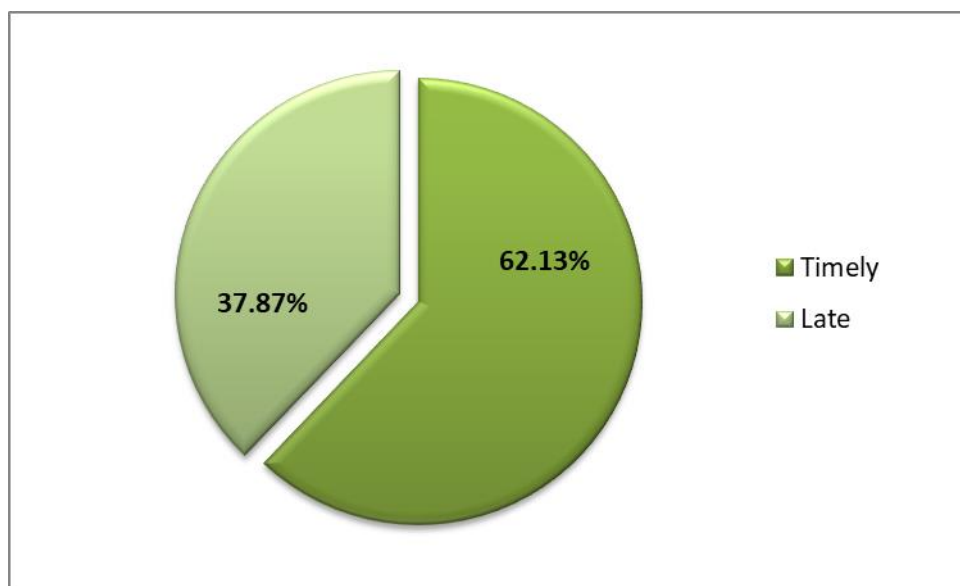


Source: Decentralized Vital Statistics System 2011

More than half or 65.91 percent of the total number of registered births in Kalinga for the 2nd Quarter 2021 were from City of Tabuk. The remaining 34.09 percent came from the 7 municipalities of the province. Pasil has the least with 1.81 percent of the total number of registered live births in Kalinga.

In the province, more than one half (62.13 percent) of the babies were registered on time (789) while 37.87 percent (481) were registered late.

Figure3. Percentage of Registration Status: Kalinga, 2nd Quarter 2021



Source: Decentralized Vital Statistics System 2011

Table2. Number of Births Registered by Municipality, by Registration Status: April, 2021

Place of Registration	APRIL	
	Timely	Late
Balbalan	5	13
Lubuagan	4	14
Pasil	1	5
Pinukpuk	4	20
Rizal	19	3
Tabuk City	208	47
Tanudan	1	8
Tinglayan	6	29

In April 2021, there were more births registered timely than late with 248 out of 387 registered. Tabuk City has the highest number of timely registered than late with 208 followed by Rizal. The rest of the municipalities have higher late registration than its timely registration.

Table3. Number of Births Registered by Municipality, by Registration Status:
May, 2021

Place of Registration	MAY	
	Timely	Late
Balbalan	5	12
Lubuagan	9	12
Pasil	1	6
Pinukpuk	4	19
Rizal	16	3
Tabuk City	235	60
Tanudan	1	13
Tinglayan	6	26

Higher rate of registered timely than late was observed in the month of May 2021. It is observed that Tabuk City and Rizal have higher rate of timely registered. The rest have higher rate of late registration.

Table4. Number of Births Registered by Municipality, by Registration Status:
June, 2021

Place of Registration	JUNE	
	Timely	Late
Balbalan	6	12
Lubuagan	2	13
Pasil	0	10
Pinukpuk	11	31
Rizal	13	1
Tabuk City	229	58
Tanudan	1	18
Tinglayan	2	48

Among the eight (8) city/municipalities of the province, Tabuk City and Rizal have higher number of timely registrations. All the other municipalities have higher rate of late registration. There is no registered timely in the municipality of Pasil.



MARIBEL M. DALAYDAY
Chief Statistical Specialist

