



# SPECIAL RELEASE

## 2020 Annual Survey of Philippine Business and Industry (ASPBI) - Real Estate Activities Section: Final Results (Cordillera Administrative Region)

Date of Release: July 29, 2023  
Reference No: SSR 2023-34

*The Cordillera Administrative Region (CAR) is one of the 17 component regional economies comprising the Philippine economy. The region's diverse range of industries and sectors contribute to the country's overall growth. To gain deeper insights into CAR's economic impact, this report presents the findings from the 2020 Annual Survey of Philippine Business and Industry (ASPBI) specifically focusing on the Real Estate Activities Section. The ASPBI serves as a comprehensive source of data, shedding light on the region's role and contributions in the real estate sector during the reference year of 2020.*

*Following the end of data collection, a thorough analysis was carried out to offer a clear and accurate portrayal of CAR's contributions to the Philippine real estate market. The final findings were generated using statistical approaches and data processing techniques, highlighting important performance metrics that demonstrate the region's economic relevance in this industry.*

### CAR shares 1.4% to total real estate establishments nationwide

**1.4%**  
CAR to Total



**CAR: 71**

**PHILS: 5,017**



Management System  
ISO 9001:2015  
www.tuv.com  
ID 9108640991



3<sup>rd</sup> Floor CTLL Building, 141 Abanao Extension, Rizal Monument, Baguio City  
Telephone: (074) 442-7449/ (074) 443-7763  
Email: [rssocar@psa.gov.ph](mailto:rssocar@psa.gov.ph), [rssocarsocd@psa.gov.ph](mailto:rssocarsocd@psa.gov.ph)  
Website: [rssocar.psa.gov.ph](http://rssocar.psa.gov.ph)

The Cordillera Administrative Region (CAR) consists of 71 establishments out of the 5,017 real estate establishments in the Philippines. As of November 15, 2020, there were 636 employees in CAR out of 85,717 in the Philippines. The total number of paid workers in CAR was 634, whereas the national total for paid employees in the Philippines was 85,260. CAR generated a total revenue of 405.5 million pesos out of the 674.9 billion pesos total revenue in the Philippines.

Table 1. Summary Statistics for Real Estate Activities Section, Philippines and CAR: 2020

	Number of Establishments	Employment as of 15 November 2020		Total Revenue
		Total	Paid Employees	(In Thousand Pesos)
Philippines	5,017	85,717	85,260	674,881,382
CAR	71	636	634	405,474

Source: Philippine Statistics Authority

CAR ranked tenth for the number of establishments, eleventh for total employment and total paid employees, and thirteenth for total revenue in the real estate sector across all regions.

### **Establishments spend 313 million pesos in 2020**

CAR recorded 313.2 million pesos in total expenses out of the 515.0 billion pesos total expenses reported by establishments involved in real estate activities in the Philippines. Additionally, the region accounted for 85.1 million pesos in compensation expenses out of the 38.2 billion total compensation by this sector; and 228.1 million pesos out of the total 476.9 billion pesos other expenses of the real estate establishments in the Philippines.

Table 2. Expenses of Real Estate Activities Section  
by Expense Item, Philippines and CAR: 2020

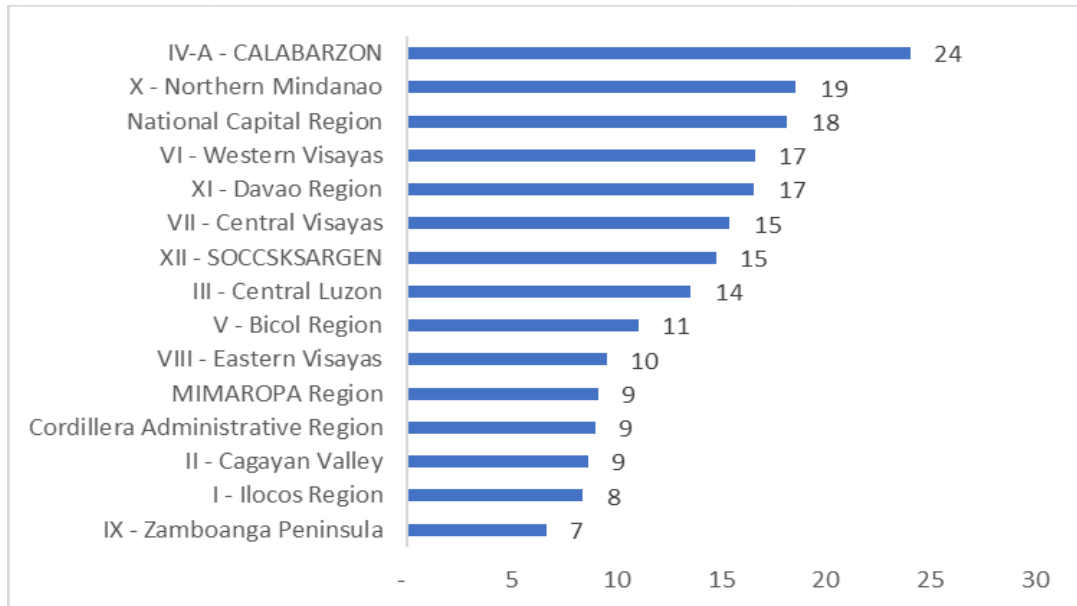
	Expenses (In Thousand Pesos)		
	Total	Compensation	Other Expenses
Philippines	515,021,545	38,170,383	476,851,162
CAR	313,207	85,117	228,090

Source: Philippine Statistics Authority

### CAR ranks 11<sup>th</sup> in employment

CAR had an average of nine (9) employed individuals per establishment and was ranked eleventh in the Philippines, along with MIMAROPA Region and Cagayan Valley.

Figure 1. Average Employment per Establishment by Region, Philippines: 2020

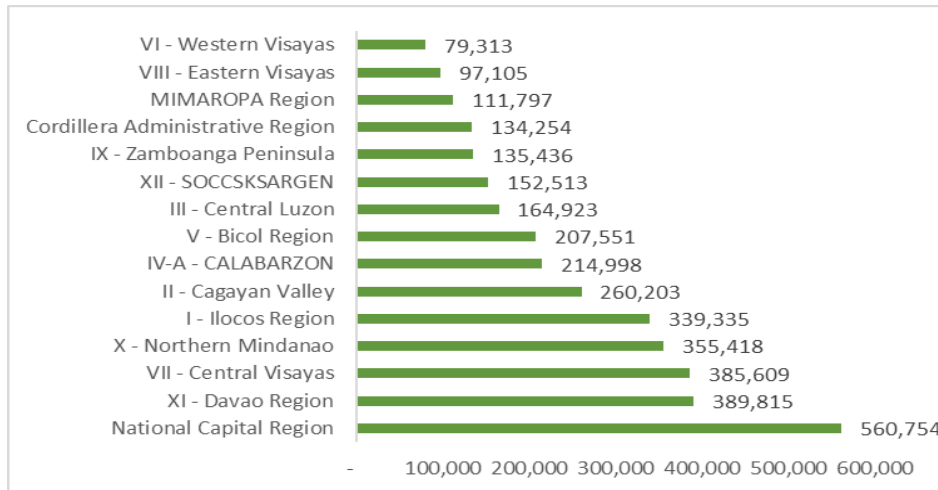


Source: Philippine Statistics Authority

### CAR ranks 12<sup>th</sup> in average compensation

CAR establishments had PhP 134,254 average annual compensation per paid employee and ranked twelfth among all regions in the Philippines.

Figure 2. Average Annual Compensation per Paid Employee (PhP) by Region, Philippines: 2020

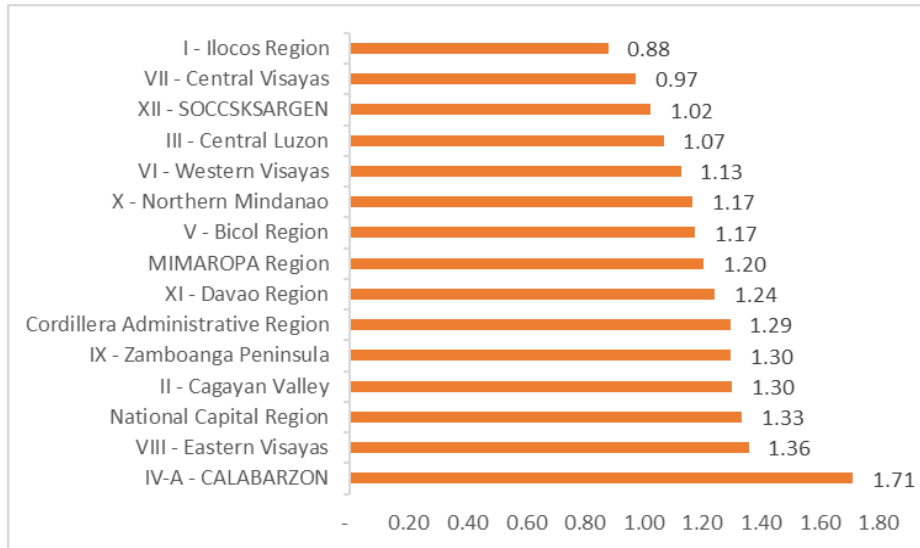


Source: Philippine Statistics Authority

### CAR ranks 6<sup>th</sup> in revenue per peso expense

Establishments in CAR had 1.29 revenue per peso expense ratio and ranked sixth among all regions in the Philippines.

Figure 3. Revenue per Peso Expense Ratio by Region, Philippines: 2020



Source: Philippine Statistics Authority

**VILLAFE P. ALIBUYOG**  
Regional Director

## Technical Notes

An **establishment** is defined as an economic unit under a single ownership or control which engages in one or predominantly one kind of economic activity at a single fixed location.

An establishment is categorized by its economic organization, legal organization, industrial classification, employment size, and geographic location.

**Size** of an establishment is determined by its total employment as of the time of visit during the latest Updating of the List of Establishments.

**Total Employment (TE)** refers to the total number of persons who work in or for the establishment. This includes paid employees, working owners, unpaid workers, and all employees who work full-time or part-time including seasonal workers. Also included are persons on short-term leave such as those on sick, vacation or annual leaves, and on strike.

**Compensation** is the sum of salaries and wages, separation/retirement/terminal pay, gratuities, and payments made by the employer on behalf of the employees such as contribution to SSS/GSIS, ECC, PhilHealth, Pag-ibig, etc.

**Expense** is the cost incurred by the establishment during the year whether paid or payable. This is treated on a consumed basis. Valuation is at purchaser price including taxes and other charges, net of rebates, returns, and allowances. Goods and services received by the establishment from other establishments of the same enterprise are valued as though purchased.

**Paid employees** are all persons working in the establishment and receiving pay, as well as those working away from the establishment paid by and under the control of the establishment. Included are all employees on sick leave, paid vacation, or holiday. Excluded are consultants, home workers, receiving pure commissions only, and workers on indefinite leave.

**Revenue** is the cash received and receivables for goods/products and by-products sold and services rendered. Valuation is at producer prices (ex-establishment) net of discounts and allowances, including duties and taxes but excluding subsidies.

\*\*\*\*\*