



SPECIAL RELEASE

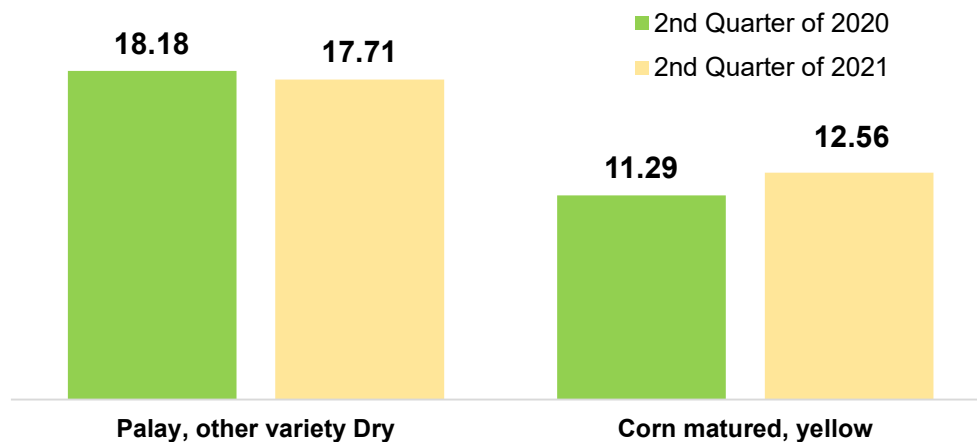
Farm Price Statistics in the Cordillera Region: 2nd Quarter of 2020 and 2021

Date of Release: November 26, 2021
Reference No. SR 2021-37

Farm Prices Survey (FPS) is one of the regular monthly activities of the Philippine Statistics Authority designed to gather data on farmgate or producer's prices received by farmers for crops, livestock, and poultry raisers for the sale of their produce, at the first point, excluding transportation and delivery cost. The general purpose of the FPS is to gather reliable price information at the farm level. In the same way, the survey intends to develop sets of price indices and measures the purchasing power of growers of selected agricultural products, know the reasons of the increasing and decreasing of prices, and provide data for studying seasonal trends and price fluctuations.

A. CEREALS

Figure 1. Quarterly Average Farmgate Prices of Cereals in CAR: 2nd Quarter of 2020 and 2021 (pesos/kg)



Source: Philippine Statistics Authority

- The quarterly adjusted farmgate price of palay and other variety (dry) for the second quarter of 2021, went down by 2.6 percent to PhP17.71 per kilogram from its level PhP18.18 per kilogram during the second quarter of the previous year. Meanwhile, the regions' price of yellow corn went up by 11.6 percent to PhP12.56 per kilogram from PhP11.29 from the same period last year.

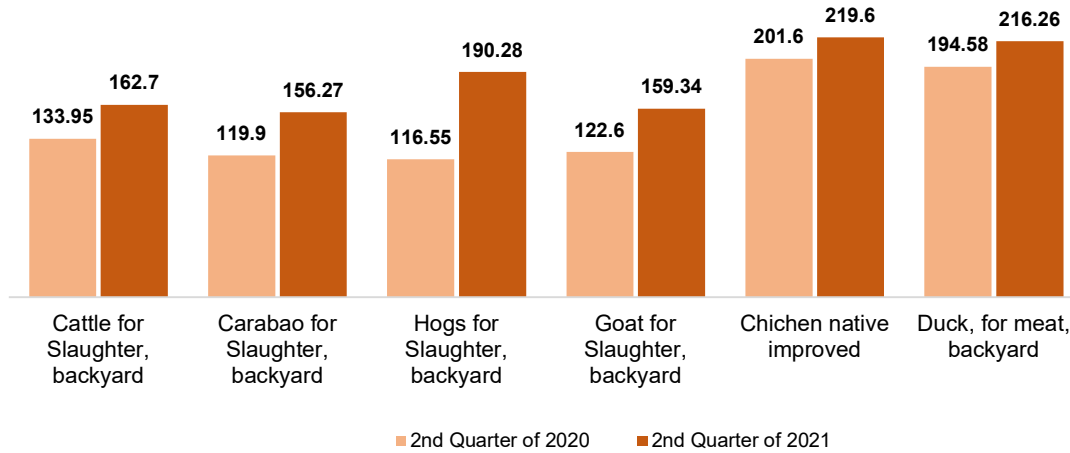


Management System
ISO 9001:2015
www.tuv.com
ID: 9108640991



B. Livestock and Poultry

Figure 2. Quarterly Average Farmgate Prices of Livestock and Poultry in CAR: 2nd Quarter of 2020 and 2021 (pesos/kg)

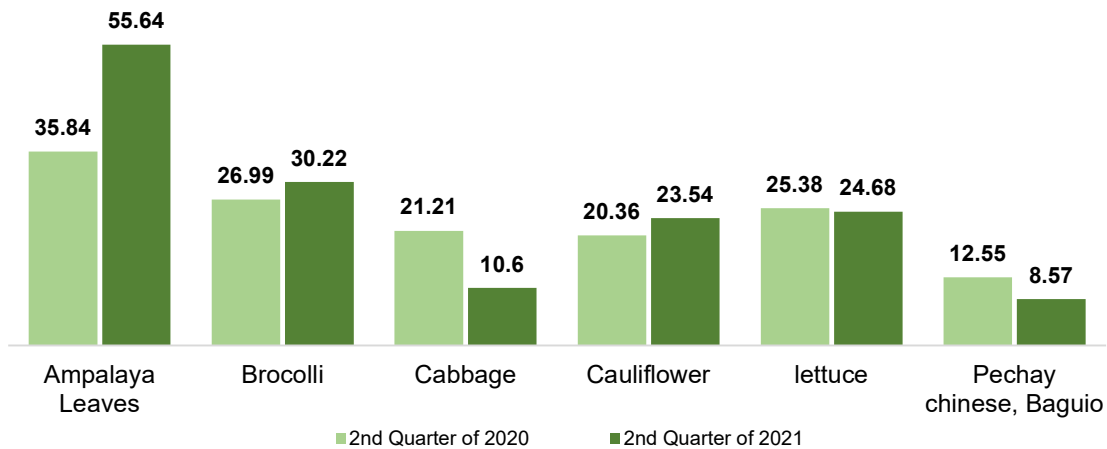


Source: Philippine Statistics Authority

- Livestock and poultry farmgate prices were higher in the second quarter of 2021 than the second quarter of 2020. The highest price increment is the hogs for slaughter (backyard) due to high traders' demand. Its price was Php 116.55 per kilogram and it increase to Php 190.28 per kilogram (see Figure 2).

C. Leafy Vegetables

Figure 3: Quarterly Average Farmgate Prices of Leafy Vegetables in CAR: 2nd Quarter of 2020 and 2021 (pesos/kg)

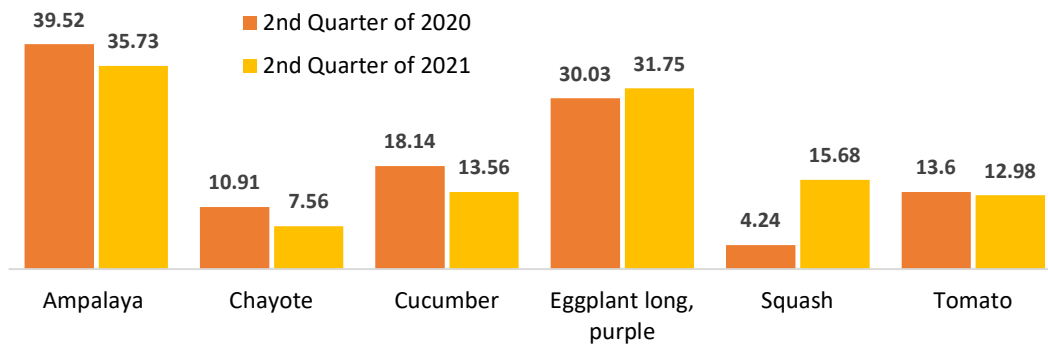


Source: Philippine Statistics Authority

- Some of the average farmgate prices of leafy vegetables were higher in the second quarter of 2021 than in the second quarter of 2020. Ampalaya recorded the highest price increase from PhP35.24 per kilogram to PhP55.64 per kilogram. On the other hand, cabbage reported the highest price decrease from PhP21.21 per kilogram to PhP10.60 per kilogram (see Figure 3).

D. Fruit Vegetables

Figure 4. Quarterly Average Farmgate Prices of Fruit Vegetables in CAR: 2nd Quarter of 2020 and 2021 (pesos/kg)

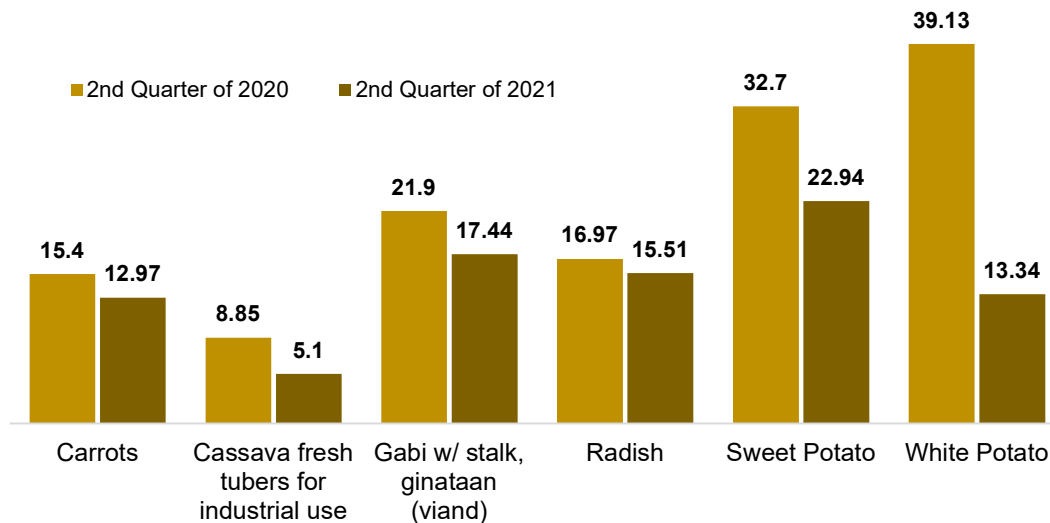


Source: Philippine Statistics Authority

- Most of the average prices of fruit vegetables fell down in the second quarter of 2021 compared to the second quarter of the previous year. Cucumber had the highest price reduction - PhP18.14 per kilogram in the year 2020 down to PhP13.56 per kilogram in 2021. Contrastingly, the price of squash soared to PhP15.68 per kilogram from PhP4.24 per kilogram (see Figure 4).

E. Roots and Tubers

Figure 5: Quarterly Average Farmgate Prices of Roots and Tubers in CAR: 2nd Quarter of 2020 and 2021 (pesos/kg)

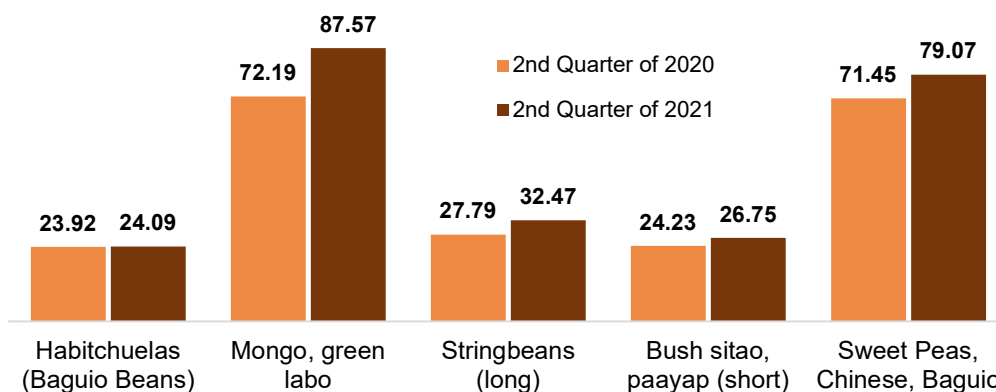


Source: Philippine Statistics Authority

- There was a cut back on the average prices of roots and tubers in CAR for the second quarter of 2021 compared to the second quarter of 2020. The price of white potato had the biggest decline from PhP39.13 per kilogram in 2020 to PhP13.34 per kilogram in 2021 (see Figure 5).

F. Beans and Legumes

Figure 6. Quarterly Average Farmgate Prices of Beans and Legumes in CAR: 2nd Quarter of 2020 and 2021 (pesos/kg)

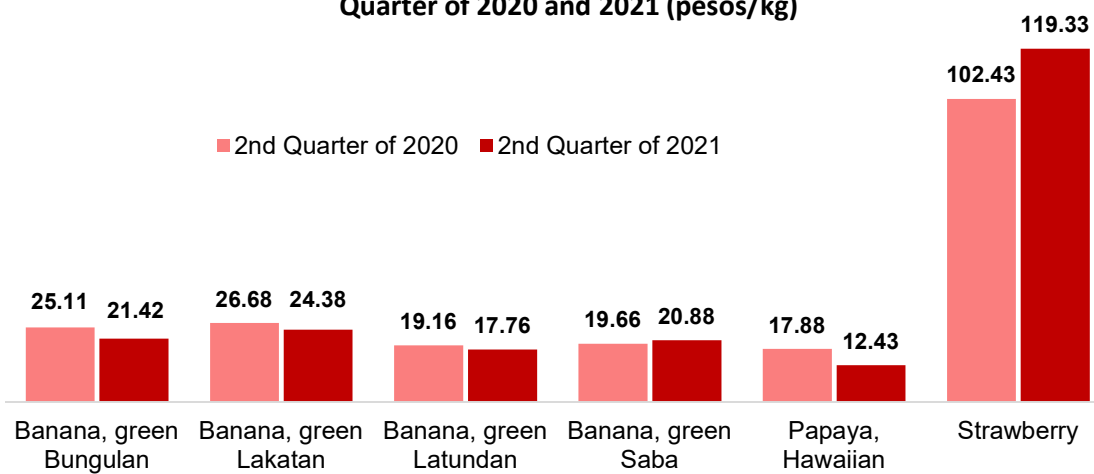


Source: Philippine Statistics Authority

- The average farmgate prices of beans and legumes in CAR were higher in the second quarter of 2021 than in the second quarter of 2020. The commodity with the highest price increment was mongo with an increase of 21.30 percent, from PhP72.19 per kilogram to PhP87.57 per kilogram (see Figure 6).

G. Fruits

Figure 7. Quarterly Average Farmgate Prices of Fruits in CAR: 2nd Quarter of 2020 and 2021 (pesos/kg)

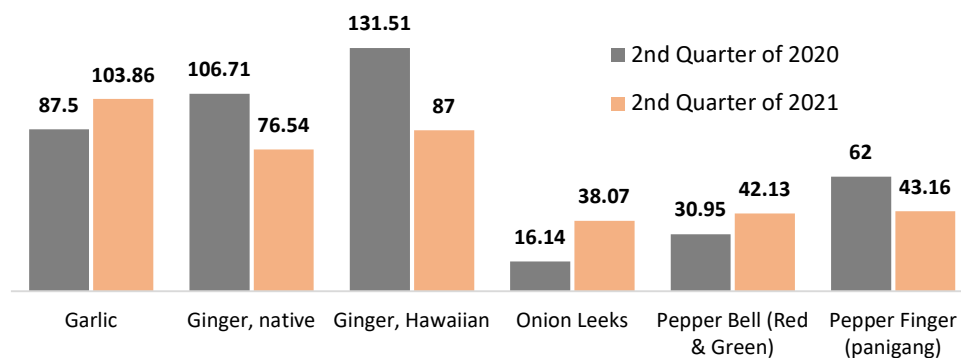


Source: Philippine Statistics Authority

- Most of the fruits in CAR had a minimal decrease on their quarterly average farmgate prices. Most of the prices of banana went down except for saba that went up a bit from PhP19.66 per kilogram to PhP20.88 per kilogram. Nevertheless, there was an increase on the price of strawberry from PhP102.43 per kilogram to PhP119.33 per kilogram (see Figure 7).

H. Condiments

Figure 8. Quarterly Average Farmgate Prices of Condiments in CAR: 2nd Quarter of 2020 and 2021 (peso/kg)

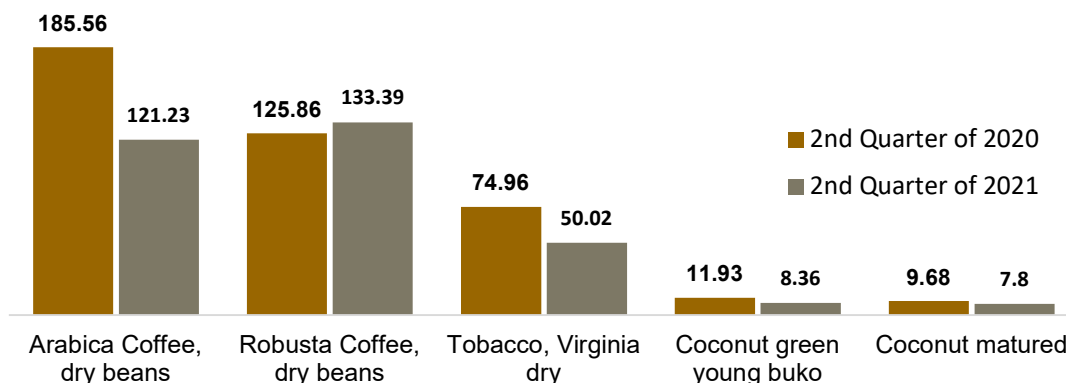


Source: Philippine Statistics Authority

- Some of the quarterly average prices of condiment went down in the second quarter of 2021. Both native and Hawaiian ginger were the most affected by the price reduction. The price of Hawaiian ginger went down from PhP131.51 per kilogram to PhP87.00 per kilogram and Native ginger from PhP106.71 to PhP76.54. However, some of the farmgate prices of condiment went up particularly onion leeks that increased from PhP16.14 per kilogram to PhP38.07 per kilogram.

I. Commercial Crops

Figure 9. Quarterly Average Farmgate Prices of Commercial Crops in CAR: 2nd Quarter of 2020 and 2021 (peso/kg)

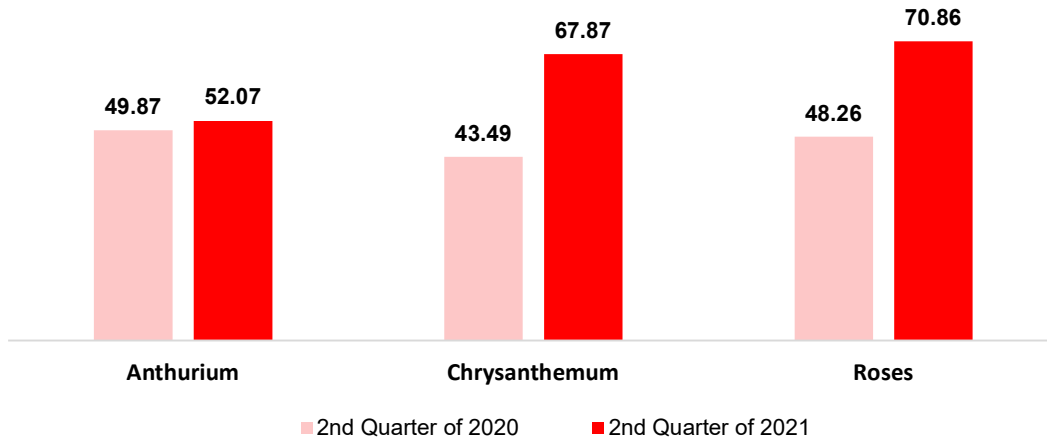


Source: Philippine Statistics Authority

- Almost all of the farmgate prices of commercial crops declined in the second quarter of the year 2021 compared to the second quarter of the year 2020 except for Robusta coffee (dry beans). The price of Robusta coffee rose to PhP133.39 per kilogram from PhP125.86 per kilogram. The rest of the commercial crops recorded price reductions (see Figure 9).

J. Cut flowers

**Figure 10: Quarterly Average Farmgate Prices of Cutflowers in CAR:
2nd Quarter of 2020 and 2021**



- The average prices of cut flowers in the Cordillera region increased during the second quarter of 2021 due to high traders' and consumers' demand. While roses and Chrysanthemum had high increase on their prices, Anthurium had a minimal price increase from PhP49.87 to PhP 52.07 (see Figure 10).

VILLAFE P. ALIBUYOG
Regional Director

Technical Notes

Farmgate Price- Prices received by farmers for the sale of their crops, livestock, and poultry at the location of farm.

Cereals- a grain used for food, such as wheat, oats, or corn.

Livestock- animals kept or raised in agricultural setting to produce labor and commodities.

Poultry- domesticated birds raised for eggs and meat.

Leafy Vegetables- a plant leaves eaten as a vegetable.

Fruit Vegetables- are vegetables that are technically fruit that grows on a vine.

Roots and tubers- are plants yielding roots that are edible and use for food.

Beans- are seed that grows in long pods on certain leguminous plant that are used to eat.

Legumes- a leguminous plant, especially one grown as a crop.

Fruits- normally sweet food from a tree, hills, and bush.

Condiments- are substance that is use to add flavor to food.

Commercial crops- are plants that are commercially raised on a cultivated farm and intended growing and harvested product for sale.

Cut flowers- are flowers that are literally cut from the plant bearing it which are used for decorative use.