



SPECIAL RELEASE

Agricultural Farm Price Statistics in the Cordillera Region: 4th Quarter 2018 and 2019

Date of Release: April 29, 2020
Reference No: SR 2020-23

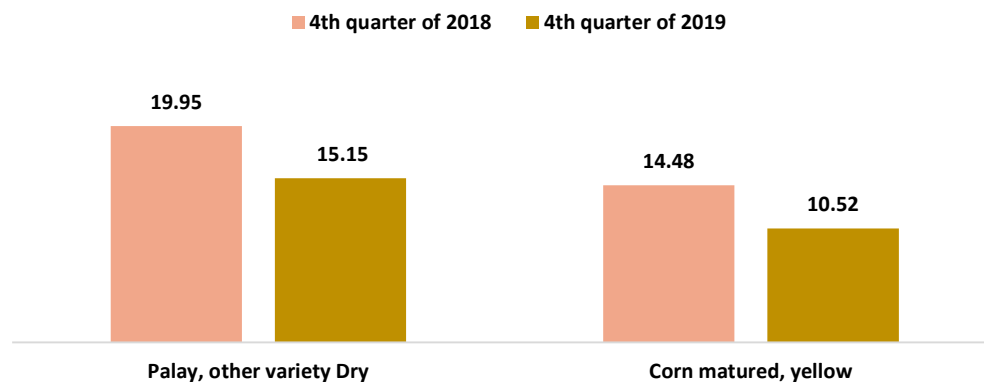
Farm Prices Survey (FPS) is a nationwide household-based monthly survey designed to gather data on farmgate or producer's prices received by farmers, livestock and poultry raisers for the sale of their produce, at the first point of sale, excluding transportation and delivery cost.

The general purpose of the FPS is to gather reliable price information at the farm level. It aims to develop sets of price indices and to measure the purchasing power of growers of selected agricultural products and serve as input in analyzing the seasonal trends and variation in agricultural prices.

The availability of marketing information on agriculture, particularly on farm prices, is essential not only in the formulation of economic programs and policies of the government but also in the production planning and decision-making to optimize profit.

A. Cereals

**Figure 1. Quarterly Average Farmgate Prices of Cereals, CAR:
4th Quarter 2018 & 2019 (pesos/kg)**

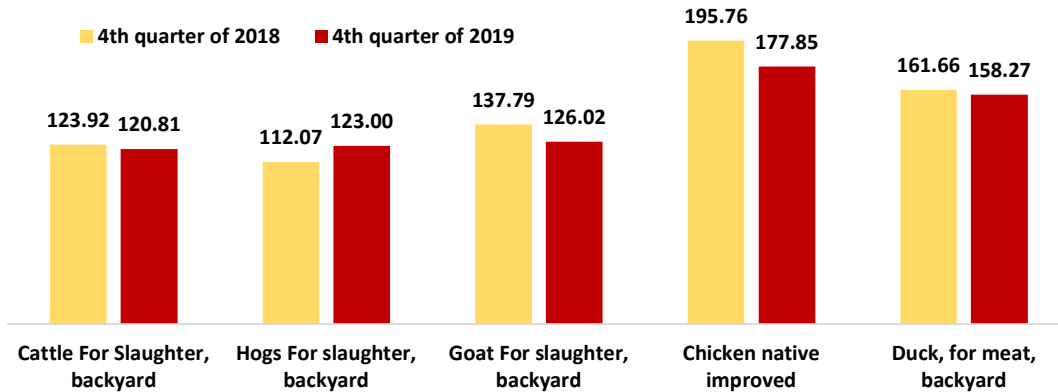


Source: Philippine Statistics Authority

- The average farmgate price of palay other variety (dry) went down from PhP19.95 during the fourth quarter of 2018 to PhP15.15 per kilogram during the fourth quarter of 2019. Same trend was notice on the price of yellow corn from PhP14.48 to PhP10.52 per kilogram.

B. Livestock and Poultry

Figure 2. Quarterly Average Farmgate Prices of Livestock and Poultry, CAR: 4th Quarter 2018 & 2019 (pesos/kg)

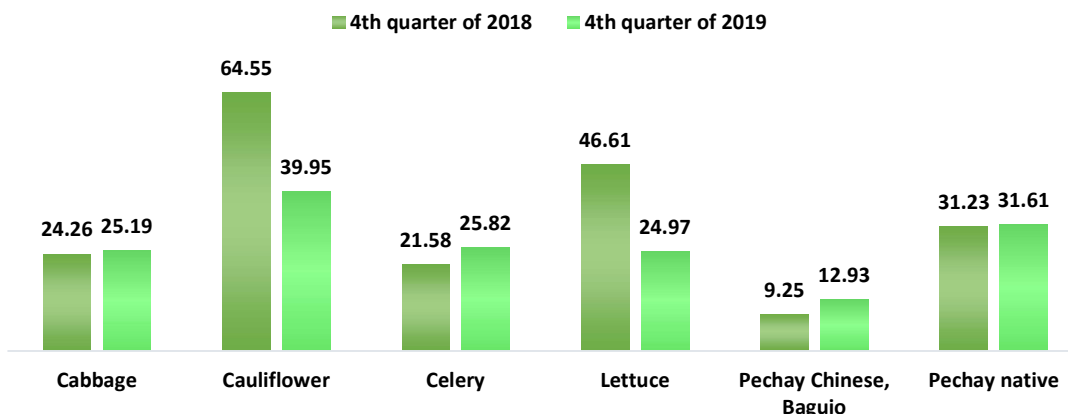


Source: Philippine Statistics Authority

- The average farmgate prices of most live weight livestock and poultry decreased for the fourth quarter of 2018 to fourth quarter of 2019. Price of cattle went down from PhP123.92 to PhP120.81; goat from PhP137.79 to PhP126.02; chicken native from PhP195.76 to PhP177.85; and duck from PhP161.66 to PhP158.27 per kilogram. On the other hand, farm price of hogs for slaughter increased from PhP112.07 to PhP123.00 per kilogram (Figure 2).

C. Leafy Vegetables

Figure 3. Quarterly Average Farmgate Prices of Leafy Vegetables, CAR: 4th Quarter 2018 & 2019 (pesos/kg)



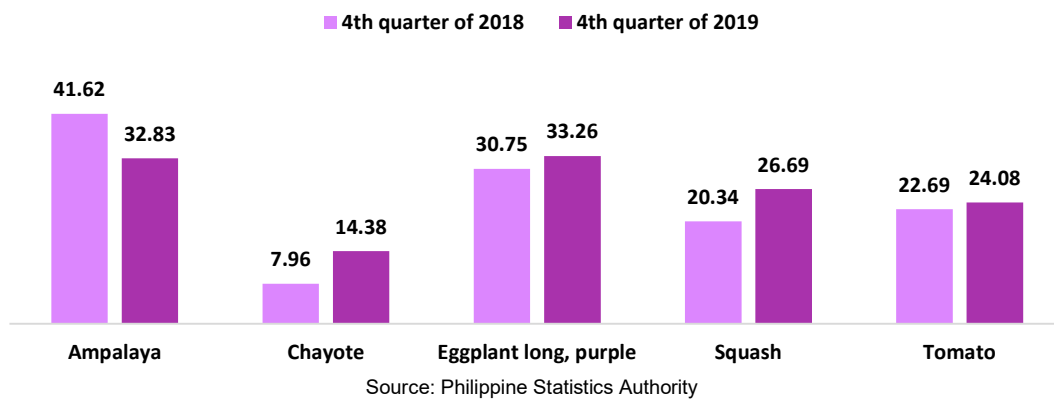
Source: Philippine Statistics Authority

- Farm prices of leafy vegetables in the Cordillera fluctuated differently. The farmgate price of cabbage increased from PhP24.26 to PhP25.19; celery from PhP21.58 to PhP25.82; pechay Chinese from PhP9.25 to PhP12.93 and pechay native from PhP31.23 to PhP31.61 per kilogram. However, prices of cauliflower and lettuce

decreased from PhP64.55 to PhP39.95 and PhP46.61 to PhP24.97 respectively. (Figure 3).

D. Fruit Vegetables

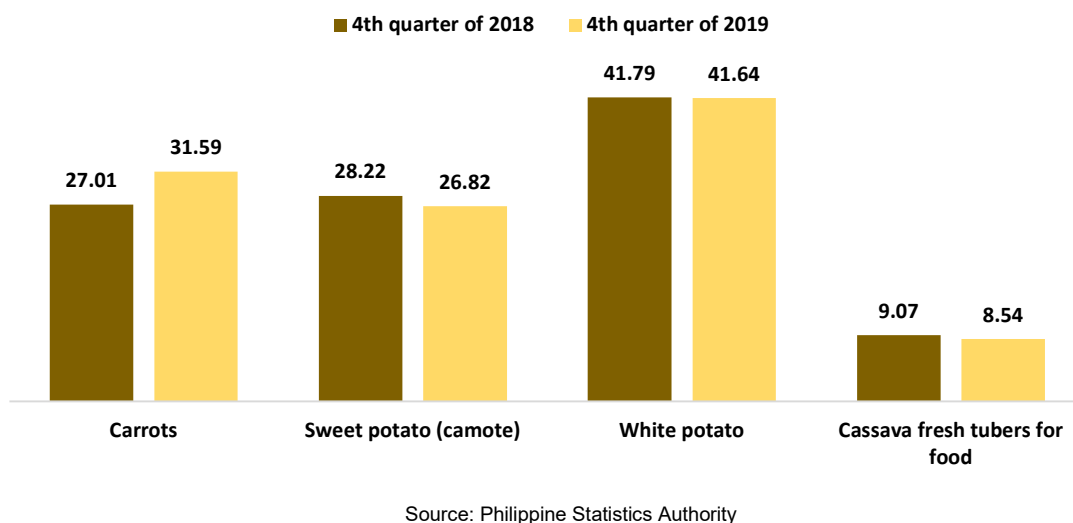
**Figure 4. Quarterly Average Farmgate Prices of Fruit Vegetables, CAR:
4th Quarter 2018 & 2019 (pesos/kg)**



- On fruit vegetables, the average farmgate price of ampalaya decreased from PhP41.62 to PhP32.83. Increased in prices were observed on chayote from PhP7.96 to PhP14.38; eggplant long from PhP30.75 to PhP32.26; squash from PhP20.34 to PhP26.69; and tomato from PhP22.69 to PhP24.08 (Figure 4).

E. Roots and Tubers

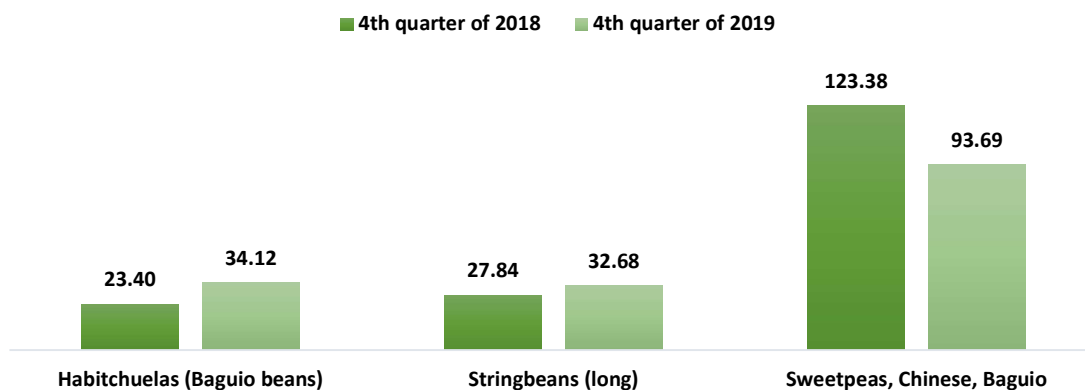
**Figure 5. Quarterly Average Farmgate Prices of Roots and Tubers, CAR:
4th Quarter 2018 & 2019 (pesos/kg)**



- The average farmgate price of carrots increased from PhP27.01 to PhP31.59. Meanwhile, the prices of sweet potato decreased from PhP28.22 to PhP26.82; white potato from PhP41.79 to PhP41.64 and cassava fresh tubers from PhP9.07 to PhP8.54 per kilogram (Figure 5).

F. Beans and Legumes

**Figure 6. Quarterly Average Farmgate Price of Beans and Legumes, CAR:
4th Quarter 2018 & 2019 (pesos/kg)**

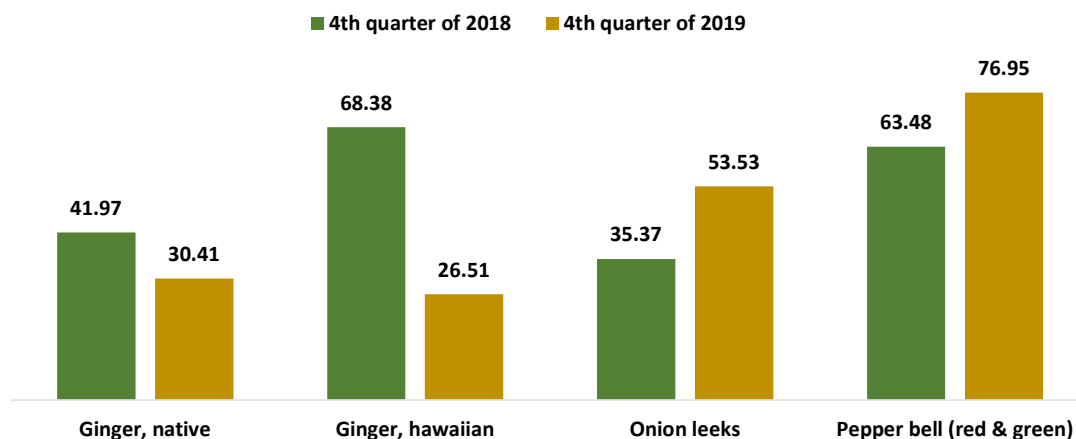


Source: Philippine Statistics Authority

- The average farmgate prices of habitchuelas increased from PhP23.40 to PhP34.12 and stringbeans from PhP27.84 to PhP32.68 while the price of sweet peas declined from PhP123.38 to PhP93.69 per kilogram (Figure 6).

G. Condiments

**Figure 7. Quarterly Average Farmgate Prices of Condiments, CAR:
4th Quarter 2018 & 2019 (pesos/kg)**

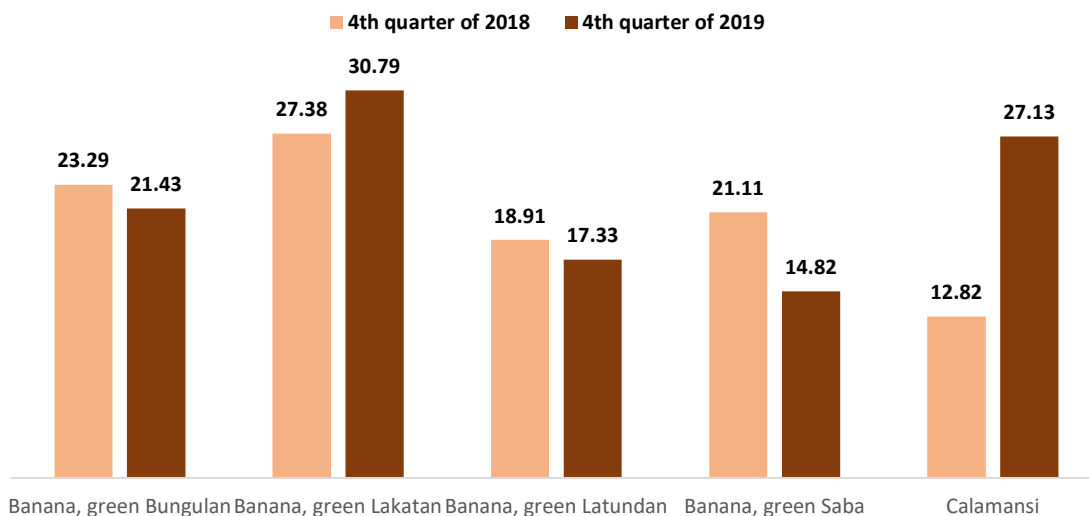


Source: Philippine Statistics Authority

- The average farmgate prices of ginger native and Hawaiian went down from PhP41.97 to PhP30.41 and PhP68.38 to PhP26.51, respectively. However, prices of onion leeks and bell pepper increased from PhP35.37 to PhP53.53 and PhP63.48 to PhP76.95 per kilogram, respectively (Figure 7).

H. Fruits

**Figure 8. Quarterly Average Farm Gate Prices of Fruits, CAR:
4th Quarter 2018 & 2019 (pesos/kg)**



Source: Philippine Statistics Authority

- The average farmgate prices of fruits available during the period fluctuated differently. Decreased prices were seen on banana green *bungulan* from PhP23.29 to PhP21.43; *latundan* from PhP18.91 to PhP17.33 and *saba* from PhP21.11 to PhP14.82. Meanwhile, *lakatan* increased from PhP27.38 to PhP30.79 and calamansi from PhP12.82 to PhP27.13 per kilogram.

VILLAFE P. ALIBUYOG
Regional Director

Technical Notes

Farmgate Price - price received by farmers for selling their produce at the first point of sale. These prices depend on the place of sale which may be within the production site, at the wholesale market or other areas.

Cereals - any grass cultivated that produces grain that can be used for food.

Livestock - domesticated animals raised in agricultural setting and used by people.

Poultry - domesticated birds kept for eggs or meat.

Leafy Vegetables - type of vegetables harvested for the consumption of their leafy parts.

Fruit Vegetables - type of vegetables that are technically fruit.

Root and tubers - group of plants with tubers on the underground stems or on the side roots that are used for food,

Beans and Legumes - seed of any various erect or climbing plants purposively used for food.

Condiments - type of plants that is added to food to enhance its flavor.

Fruits - usually sweet food that grows on trees, hills and bush.
