



SPECIAL RELEASE

Labor Force Participation Rate in CAR: April 2019

Date of Release: December 23, 2019
Reference No. SR 2019-41

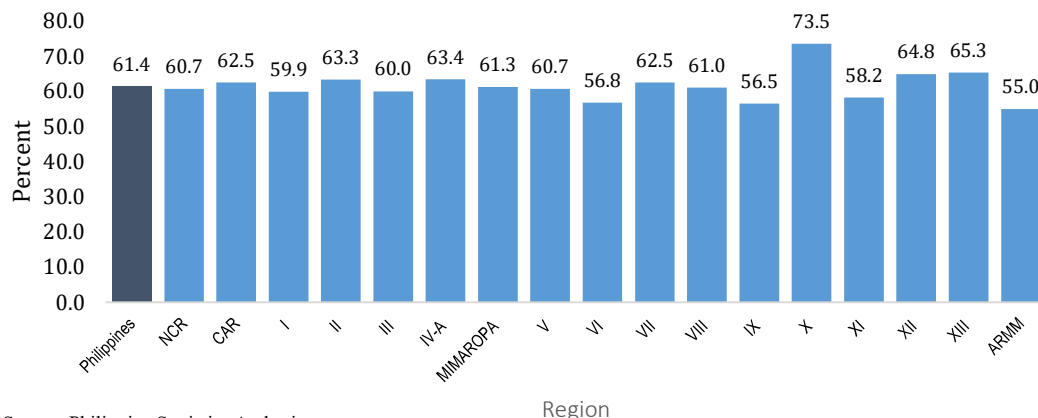
The Labor Force Survey (LFS) provides a snapshot or the stock of economically active persons in the country at a point or reference period. It aims to monitor the changes in the employment status of persons in the working age population (employed, unemployed and not in the labor force) during a specified period using the Labor Force Framework.

The LFS concept and measurement follows the international standards concerning statistics of the economically active population, employment, unemployment and underemployment adopted by the 13th International Conference of Labour Statisticians (ICLS) in October 1982 at Geneva, Switzerland.

Labor Force Participation Rate (LFPR) in CAR is 62.5%

- The result for the April 2019 Labor Force Survey showed that the Cordillera Administrative Region's labor force participation rate of persons whose age is 15 years old and over was estimated at 62.5 percent or about 806 thousand individuals.
- Along with other regions, Cordillera Administrative Region (CAR) had an LFPR higher than the national rate of 61.4 percent. From 60.2 percent in April 2018 it ascended by 2.3 percent in April 2019.

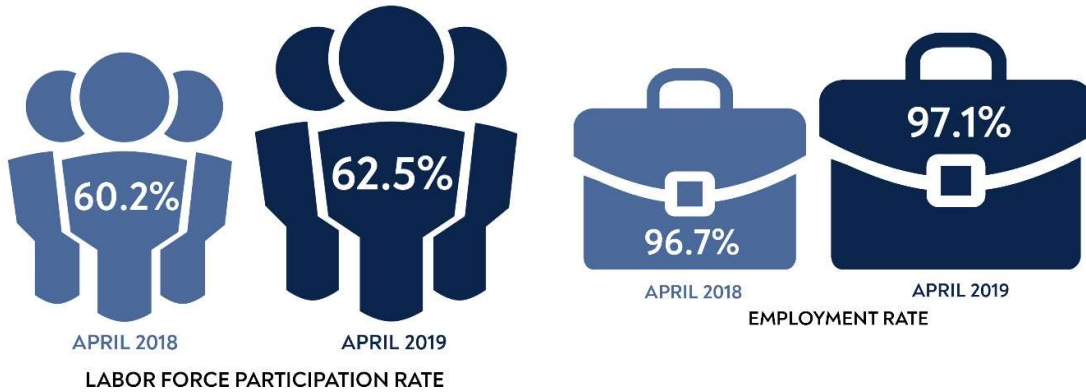
Figure 1. Percentage of Persons in the Labor Force by Region, Philippines: April 2019



Source: Philippine Statistics Authority

Employment rate in CAR increases by 0.4%

- There was a slight decrease in the number of employed persons from 96.7 percent in April 2018 to 97.1 percent in April 2019.

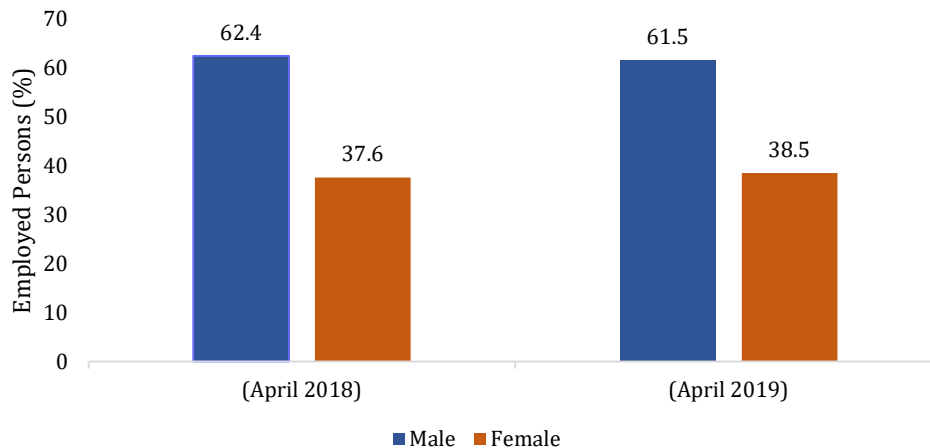


Source: Philippine Statistics Authority

More males are employed in CAR

- Of the 806 thousand employed persons in CAR in April 2019, 61.5 percent or about 495,884 individuals were males, while 38.5 percent or about 310,431 individuals were females.
- There was a decrease in the number of employed males in the region by 0.9 percent. The decrease in males corresponded to the increase in the percentage of employed females in the region.

Figure 2: Percentage Distribution of Employed Persons by Sex, CAR: April 2018 and April 2019

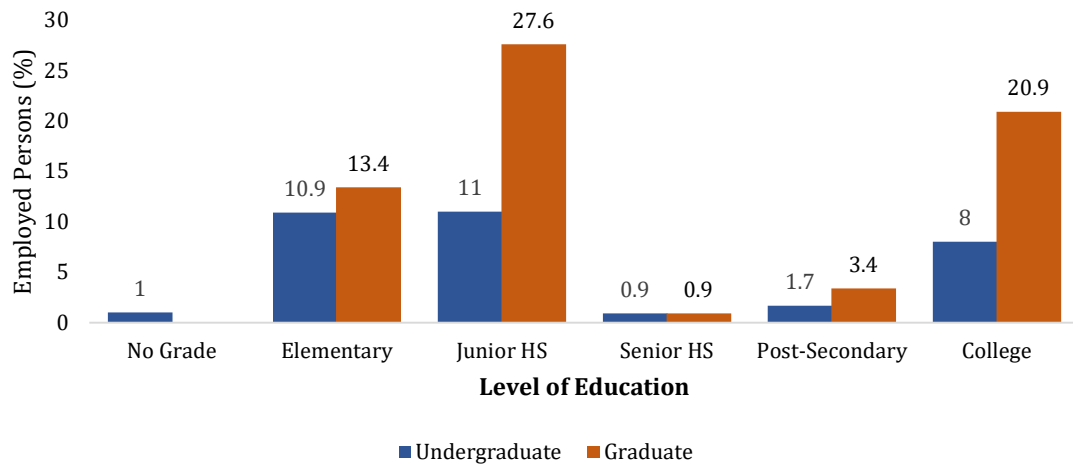


Source: Philippine Statistics Authority

Most of the employed persons in CAR have high school education

- In terms of educational attainment of employed persons, 38.6 percent had junior high school of education of which 27.6 percent graduated while 11 percent did not graduate.
- Employed persons with college education followed with 28.9 percent of the total employed persons in the region. Of these, 20.9 percent are degree holder while 8 percent did not finish college.
- With a share of 24.3 percent of employed persons, elementary level education came third of the total employed persons in the region. Of which 13.4 percent graduated and 10.9 percent did not graduate.
- Employed persons with Post-Secondary level education accounted to only 5.1 percent of the total employed persons in the region. There were 3.4 employed persons who graduated while 1.7 percent were undergraduates.
- For April 2019, employed persons in CAR with no education or grade level completed was at 1.0 percent. This level had the lowest incidence of employment in the region.

Figure 3. Employed Persons by Highest Grade Completed, CAR: April 2019



Source: Philippine Statistics Authority

Services sector employs the most

- The Services Sector employed the most with 42.9 percent, followed by Agriculture Sector with 41.2 percent and Industry with 15.9 percent.

- Agriculture, Hunting and Forestry continued to be the biggest employer in the region by sub-industry group with 40.9 percent share in April 2019.
- With a share of 12.7 percent of the total employed persons in April 2019, wholesale and retail trade; repair of motor vehicles and motorcycles ranked as the second largest major industry group in the region.
- Only 3.1 percent of the total employed persons in the region in April 2019 works in Manufacturing considering that this sub-industry contributes the most to the regional economy.

Table 2. Percentage Distribution of Employed Persons by Major Industry Groups in CAR: April 2019



Source: Philippine Statistics Authority

Elementary occupations comprise 30.8%

- Among the occupation groups, elementary occupations were the largest group of employed persons in CAR comprising 30.8 percent of the total regional employment in April 2019. This decreased by 0.2 percentage points compared to same period last year.
- On the second largest occupation group, skilled agricultural, forestry and fishery workers shared 23.0 percent of the total employed persons in the region in April 2019. This group decreased by 2.4 percentage points from April 2018.
- Managers made up the third largest occupation group within the region with 13.1 percent total employed persons in April 2019.
- The rest of the major occupation groups comprised 33.1 percent of the total employed persons in the entire labor force of the region.

**Table 3. Distribution of Employed Persons by Major Occupation Groups in CAR:
April 2018 and April 2019**

Major Occupation Groups	April 2018	April 2019
Total of Employed Persons	100.0	100.0
Elementary occupations	31.0	30.8
Skilled agricultural, forestry and fishery workers	25.4	23.0
Managers	10.4	13.1
Service and Sales Workers	9.5	10.0
Professionals	6.8	7.3
Plant and machine operators and assemblers	5.2	3.8
Craft and related trades workers	5.1	4.4
Technicians and associate professionals	3.3	3.8
Clerical support workers	2.9	3.1
Armed forces occupations, and special occupations	0.4	0.7

Source: Philippine Statistics Authority

Underemployment at 13.5%

- The underemployment rate of CAR was 13.5 percent of which 7.2 percent of the underemployed persons already worked 40 hours per week and over or those invisibly underemployed.
- Meanwhile, those who work less than 40 hours a week or those visibly underemployed accounted for 6.3 percent of the total underemployed population in the region.

Region's unemployment decreased at 2.9%

- Unemployment rate in the region decreased by 0.4 percentage point, from 3.3 percent in April 2018 to 2.9 percent in April 2019.
- The unemployed male population accounted for 56.1 percent of the total unemployed persons in the region, while 43.9 percent were unemployed females.

	UNEMPLOYED PERSON		PERCENTAGE	
	April 2018	April 2019	April 2018	April 2019
Male	14,000	15,111	61.80 %	65.7%
Female	11,000	7,889	38.20 %	34.3%
CAR	25,000	23,000	100.00 %	100.0 %

VILLAFE P. ALIBUYOG
Regional Director

Technical Notes

In the Labor Force or Economically Active Population - This refers to population 15 years old and over who are either employed or unemployed in accordance with the definitions described below. Legal Organization (LO) is the legal form of the economic entity that owns the establishment.

Employed Persons are persons who, during the reference period are 15 years and over as of their last birthday and are reported either:

- a. At work - Those who do any work even for one hour during the reference period for pay or profit, or work without pay on the farm or business enterprise operated by a member of the same household related by blood, marriage or adoption; or
- b. With a job but not at work - Those who have a job or business but are not at work because of temporary illness/injury, vacation or other reasons. Likewise, persons who expect to report for work or to start operation of a farm or business enterprise within two weeks from the date of the enumerator's visit are considered employed.

Underemployed Persons refers to employed persons who express the desire to have additional hours of work in their present job or an additional job; or to have a new job with longer working hours. Visibly underemployed persons are those who work for less than 40 hours during the reference period and want additional hours of work.

Unemployed Persons are persons who, during the reference period are 15 years old and over as of their last birthday who have no job/business and actively looking for work. Also considered as unemployed are persons without a job or business who are reported not looking for work because of their belief that no work was available or because of temporary illness/disability, bad weather, pending job application or waiting for job interview.

Persons Not in the Labor Force are persons 15 years old and over who are neither employed nor unemployed according to the definitions mentioned. It refers to those persons who are not looking for work because of reasons such as housekeeping, schooling, etc. Examples are housewives, students, disabled or retired persons.

Work refers to any economic activity that a person does for pay in cash or in kind, in any establishment, office, farm, private home or for profit or without pay on a family farm or enterprise. It also includes what a farm operator or member of the operator's family does on the farm operated by another household on exchange labor arrangement.

Work also refers to any activity that a person does in relation to minor activities in home gardening, raising of crops, fruits, hogs, poultry etc., fishing for home consumption and manufacturing for own use are also considered work. There must be some harvest in the case of home gardening, raising of crops, fruits and nuts and gathering of wild fruits and vegetables; animals disposed of (sold, consumed, bartered or given away) or some catch in fishing in order that these activities will be considered work

Unpaid family workers or those who work without pay on own family-operated farm or business refer to the members of the family who assist another member in the operation of the family farm or business enterprise, and who do not receive any wage or salary for their work. The room and board and any cash allowance given as incentives are not counted as compensation for these family workers.

Number of hours worked refers to the total number of hours a person actually worked in all the jobs/businesses that he held. It includes the duration or the period the person was occupied in his work, including overtime, but excluding hours paid but not worked. The normal working hours per day is the usual or prescribed working hours of a person in his primary job/business which is considered a full day's work.