

SPECIAL RELEASE

2025 2ND QUARTER REGISTERED BIRTHS IN KALINGA

Date of Release: 31 July 2025

Reference No. 25CAR32-922

The number of registered births in the province of Kalinga for the second quarter of 2025 summed up to 1,166. It is lesser by 55 compared to first quarter with 1,221. The City of Tabuk has the highest birth registered with 890 or 76.25 percent of the total registered births. The Municipality of Tanudan recorded the least number of registered births with 7 births followed by the municipality of Pasil with 17 registered births.

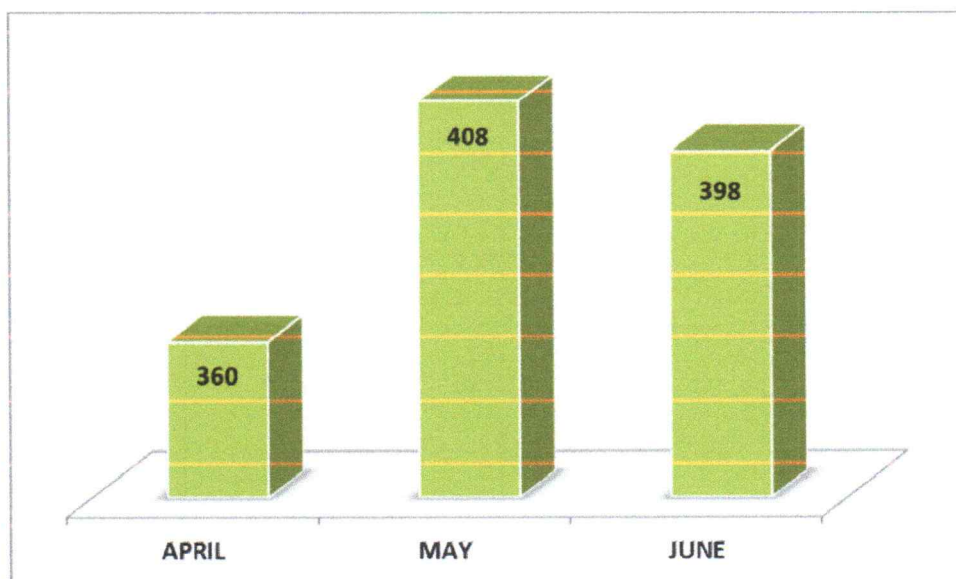
Table1. Number of Births Registered by Place of Registration and by Month: Kalinga 2nd

Place of Registration	Month			Total
	Apr	May	June	
Balbalan	2	8	11	21
Lubuagan	14	12	6	32
Pasil	3	3	11	17
Pinukpuk	29	27	51	107
Rizal	12	10	14	36
Tabuk City	276	324	290	890
Tanudan	3	4	0	7
Tinglayan	21	20	15	56
TOTAL	360	408	398	1166

Source: Vital Events Information System

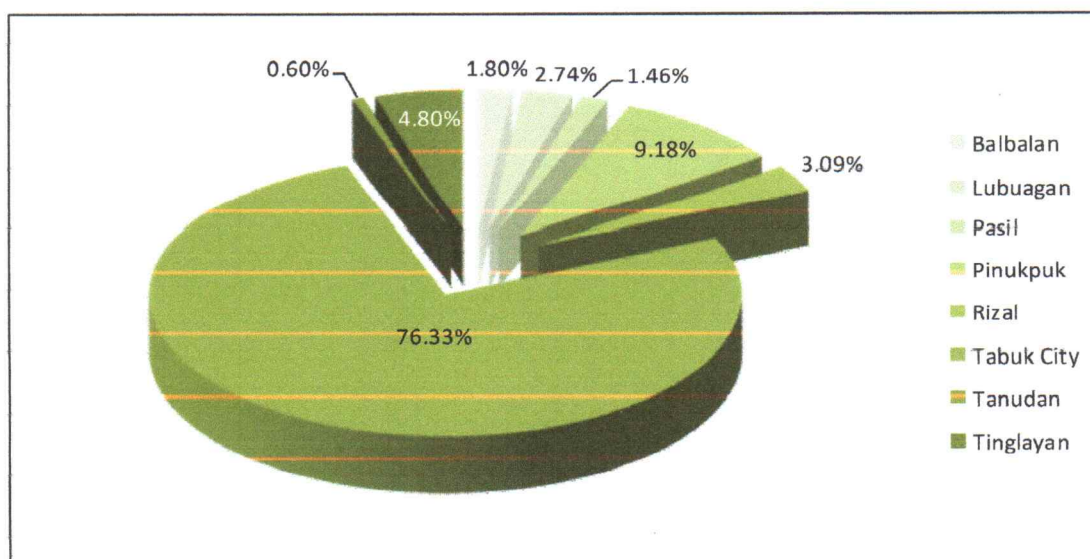
The month of May recorded the highest number of registered births with 408 in the 2nd quarter of 2025 followed by June with 398 and the least was April with 360 registered births.

Figure1. Number of Registered Births by Month: Kalinga, 2nd Quarter 2025



Source: Vital Events Information System

Figure2. Percentage Distribution of Live Births by Municipality: Kalinga, 2nd Quarter 2025

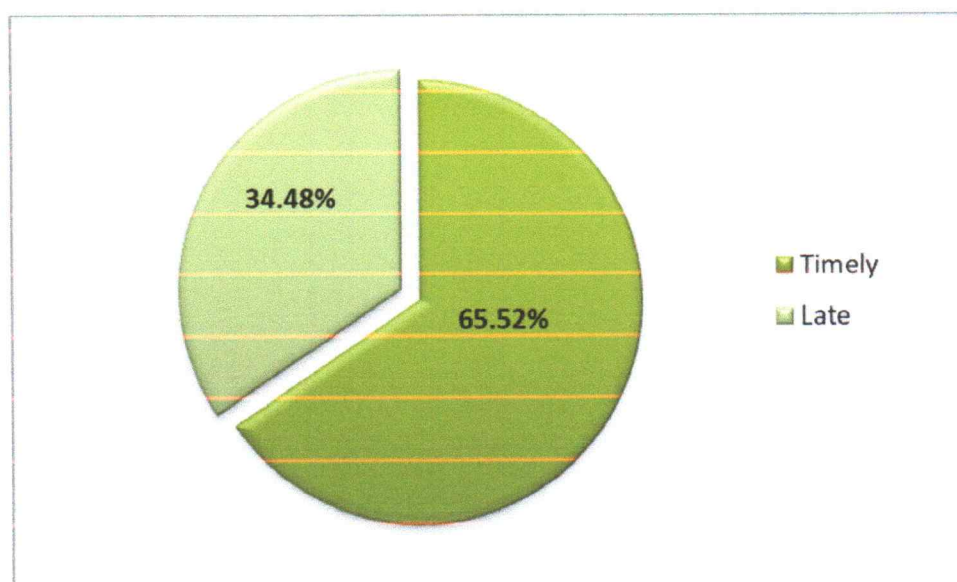


Source: Vital Events Information System

More than three-fourths or 76.33 percent of the total number of registered births in Kalinga for the 2nd Quarter 2025 were from City of Tabuk. The remaining 23.67 percent came from the seven municipalities of the province. Tanudan have the least with 0.60 percent of the total number of registered live births in Kalinga.

In the province, almost two-thirds (65.52 percent) of the babies born were registered on time (764) while 34.48 percent (402) registered late.

Figure3. Percentage of Registration Status: Kalinga, 2nd Quarter 2024



Source: Vital Events Information System

Table2. Number of Births Registered by Place of Registration, by Registration Status: April 2025

Place of Registration	APRIL	
	Timely	Late
Balbalan	1	1
Lubuagan	4	10
Pasil	0	3
Pinukpuk	2	27
Rizal	9	3
Tabuk City	209	67
Tanudan	0	3
Tinglayan	3	18
Total	228	132

Source: Vital Events Information System

In April 2025, there were more registered timely than late with 228 out of 360 registered. Tabuk City and Rizal have higher number of registered timely than late with 209 and 9 respectively. The municipalities of Lubuagan, Pasil, Pinukpuk, Tanudan and Tinglayan have higher number of registered late than timely. Pasil and Tanudan have not recorded timely registration.

**Table3. Number of Births Registered by Municipality, by Registration Status:
May 2025**

Place of Registration	MAY	
	Timely	Late
Balbalan	2	6
Lubuagan	3	9
Pasil	1	2
Pinukpuk	5	22
Rizal	9	1
Tabuk City	261	63
Tanudan	0	4
Tinglayan	4	16
Total	285	123

Source: Vital Events Information System

Higher rate of registered timely than late was observed in the month of May 2025. All municipalities except Tabuk City have higher number of registered late than timely. Tanudan have no registration for timely.




Table4. Number of Births Registered by Place of Registration, by Registration Status: June 2025

Place of Registration	JUNE	
	Timely	Late
Balbalan	4	7
Lubuagan	3	3
Pasil	1	10
Pinukpuk	10	41
Rizal	13	1
Tabuk City	213	77
Tanudan	0	0
Tinglayan	7	8
Total	251	147

Source: Vital Events Information System

Among the eight (8) city/municipalities of the province, Tabuk City and Rizal have higher number of registered timely than late registration. There is no registered timely nor late in the municipality of Tanudan.


RANDOLF M. LADERAS
 (Supervising Statistical Specialist)
 Officer-in-Charge

/jld

