







**Volume 1, as of September 2018**

Goals/ Targets/Indicators	Baseline		Current		Target		Agency	Prob
	Data	Year	Data	Year	Data	Year		
<div style="display: flex; align-items: center;"> <div style="text-align: center; margin-right: 20px;">  <p><b>13 CLIMATE ACTION</b></p> </div> <div style="text-align: center;"> <p><b>Goal 13:</b></p> <p><b>Take urgent action to combat climate change and its impacts</b></p> </div> </div>								
<b>Target 13.1 Strengthen resilience and adaptive capacity to climate-related hazards and natural disasters in all countries</b>								
13.1.1	Number of deaths, missing persons and directly affected persons attributed to disasters per 100,000 population							
13.1.1.1	Number of deaths attributed to disasters							
	CAR	48	2015	2	2017	-	OCD	
	Abra	1	2015	0	2017	-	OCD	
	Apayao	0	2015	0	2017	-	OCD	
	Benguet	39	2015	2	2017	-	OCD	
	Ifugao	3	2015	0	2017	-	OCD	
	Kalinga	1	2015	0	2017	-	OCD	
	Mt. Province	4	2015	0	2017	-	OCD	
13.1.1.2	Number of missing persons attributed to disasters							
	CAR	8	2015	0	2017	-	OCD	
	Abra	1	2015	0	2017	-	OCD	
	Apayao	1	2015	0	2017	-	OCD	
	Benguet	0	2015	0	2017	-	OCD	
	Ifugao	0	2015	0	2017	-	OCD	
	Kalinga	6	2015	0	2017	-	OCD	
	Mt. Province	0	2015	0	2017	-	OCD	
13.1.1.3	Number of directly affected persons attributed to disasters							
	CAR	20,707	2015	1,793	2017	-	OCD	
	Abra	7,666	2015	133	2017	-	OCD	
	Apayao	1,313	2015	1,321	2017	-	OCD	
	Benguet	8,060	2015	168	2017	-	OCD	
	Ifugao	2,602	2015	19	2017	-	OCD	
	Kalinga	315	2015	10	2017	-	OCD	
	Mt. Province	751	2015	142	2017	-	OCD	
13.1.3	<b>Proportion of local governments that adopt and implement local disaster risk reduction strategies in line with national disaster risk reduction strategies</b>							
13.1.3	Proportion of local governments that adopt and implement local disaster risk reduction strategies in line with national disaster risk reduction strategies							
13.1.3.s	Number of local government units with submitted local disaster risk reduction plan							
1	CAR	79	2017	79	2017	-	OCD	
	Abra	27	2017	27	2017	-	OCD	
	Apayao	8	2017	8	2017	-	OCD	
	Benguet	14	2017	14	2017	-	OCD	
	Ifugao	11	2017	11	2017	-	OCD	
	Kalinga	8	2017	8	2017	-	OCD	
	Mt. Province	11	2017	11	2017	-	OCD	

13.1.3.s 2	No. of evacuation centers established	DILG/ OCD
13.1.3.s 3	Improve LGU Resiliency Index (CMCI)	DTI
13.1.3.s 4	Budget utilization of local DRRM fund	DILG

Source: OCD Office of the Civil Defense

Legend:

High		high probability, target is likely to be attained
Medium		medium probability, may or may not attain the target
Low		low probability, target is not attained