

# SPECIAL RELEASE

## 2020 3rd QUARTER REGISTERED BIRTHS IN KALINGA

**Date of Release:** January 8, 2021

Reference No. 21CAR32-0042

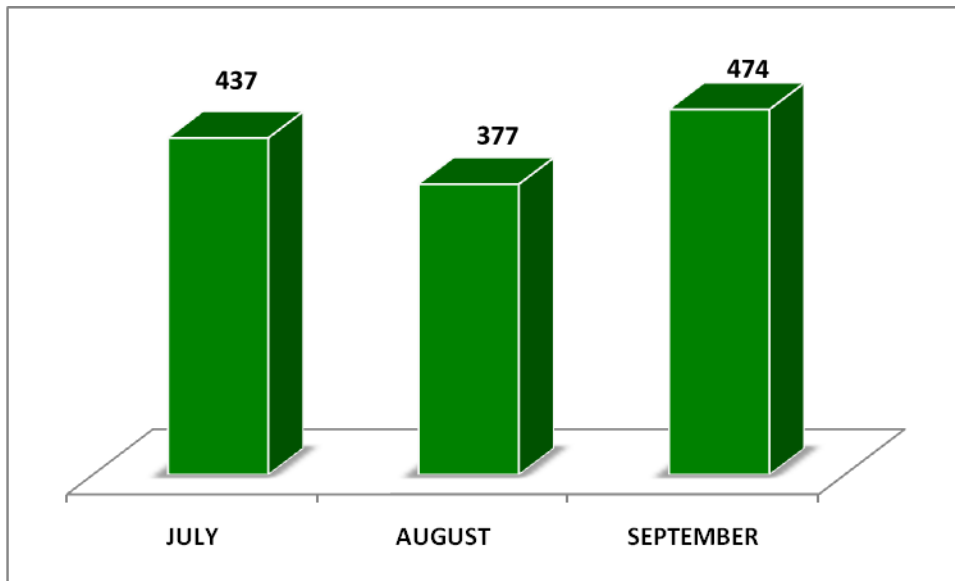
The number of registered births in the province of Kalinga for the third quarter of 2020 summed up to 1, 288. The City of Tabuk has the highest birth registered with 926 birth occurrences or 71.89% of the total registered births for the 3<sup>rd</sup> quarter 2020. Municipalities of Tanudan and Pasil recorded the least number of documented births with 15 and 26 birth occurrences followed by the municipality of Balbalan with 32 birth occurrence in the 3<sup>rd</sup> quarter 2020.

Table1. Number of Births Registered by Municipality and by Month: Kalinga 3<sup>rd</sup> Quarter, 2020

Place of Registration	Month			Total
	July	Aug	Sep	
Balbalan	13	5	14	32
Lubuagan	16	15	25	56
Pasil	9	11	6	26
Pinukpuk	49	29	35	113
Rizal	12	20	26	58
Tabuk City	317	274	335	926
Tanudan	3	4	8	15
Tinglayan	18	19	25	62
<b>TOTAL</b>	<b>437</b>	<b>377</b>	<b>474</b>	<b>1288</b>



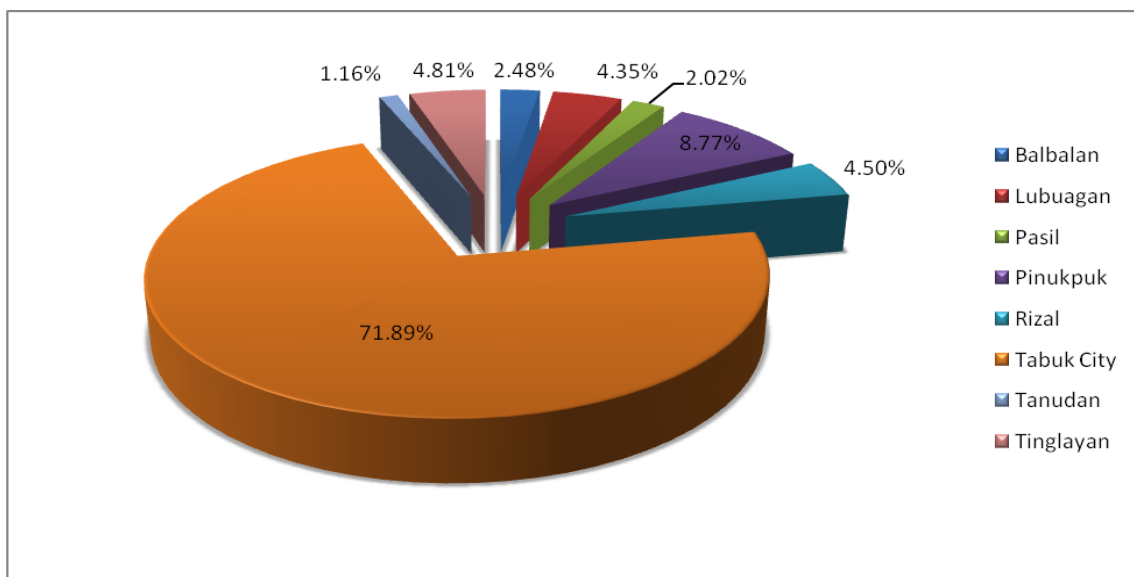
Figure1. Number of Registered Births by Month: Kalinga, 3<sup>rd</sup> Quarter 2020



Source: Decentralized Vital Statistics System 2011

The month of September has the highest number of registered births with 474 in the 3<sup>rd</sup> quarter 2020 followed by July with 437 and the least was August with 377 registered births.

Figure2. Percentage Distribution of Live Births by Municipality: Kalinga, 3<sup>rd</sup> Quarter 2020

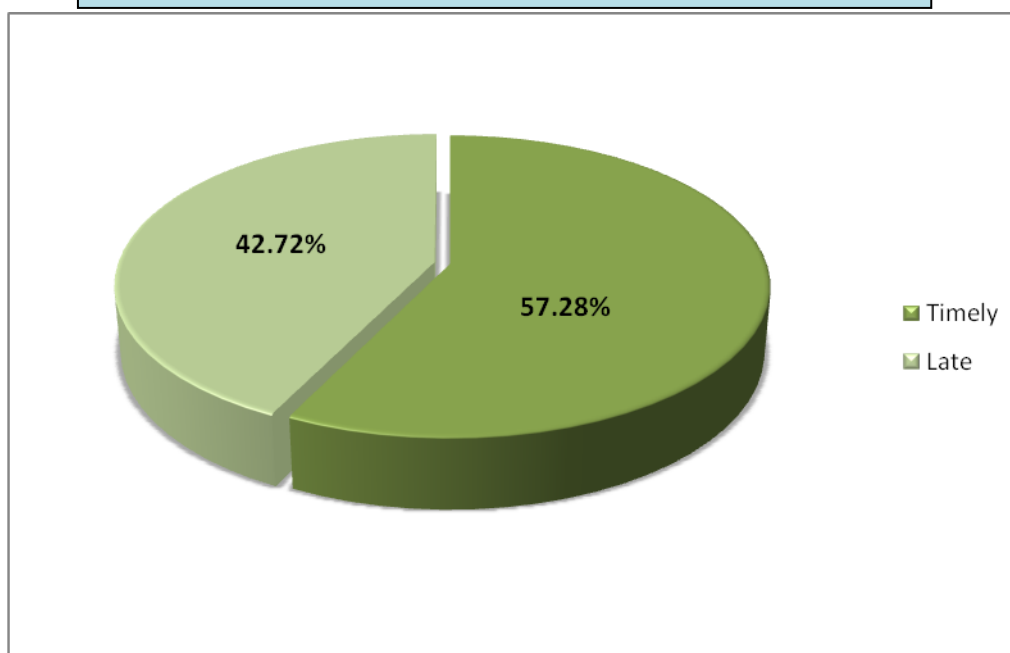


Source: Decentralized Vital Statistics System 2011

Almost three fourths or 71.89 percent of the total number of registered births in Kalinga for the 3<sup>rd</sup> Quarter 2020 were from City of Tabuk. The remaining 28.11 percent came from the 7 municipalities of the province. Tanudan and Pasil have the least with 1.16 and 2.02 percent of the total number of registered live births in Kalinga.

In the province, more than half (57.28 percent) of the babies were registered on time (911) while 42.72 percent (377) were registered late.

Figure3. Percentage of Registration Status: Kalinga, 3<sup>rd</sup> Quarter 2020



Source: Decentralized Vital Statistics System 2011

Table2. Number of Births Registered by Municipality, by Registration Status: July, 2020

Place of Registration	JULY	
	Timely	Late
Balbalan	1	12
Lubuagan	9	7
Pasil	1	8
Pinukpuk	12	37
Rizal	11	1
Tabuk City	260	57
Tanudan	0	3
Tinglayan	9	9



In July 2020, there were more births registered timely than late with 303 out of 437 registered. Tabuk City has the highest number of timely registered than late with 260 and 57 respectively. Pinukupuk has higher late registration of twenty five than its timely registration. Rizal has one late registration. Tanudan has zero timely birth registration for the month.

Table3. Number of Births Registered by Municipality, by Registration Status:  
August, 2020

Place of Registration	AUGUST	
	Timely	Late
Balbalan	0	5
Lubuagan	10	5
Pasil	3	8
Pinukupuk	8	21
Rizal	20	0
Tabuk City	213	61
Tanudan	0	4
Tinglayan	4	15

Higher rate of registered timely than late was observed in the month of August 2020. Tabuk City has higher number of registered timely than late with 213 and 61 respectively. Zero registered timely was observed in the municipalities of Balbalan and Tanudan. In contrast, zero registered late was observed in the municipality of Rizal.

Table4. Number of Births Registered by Municipality, by Registration Status:  
September, 2020

Place of Registration	SEPTEMBER	
	Timely	Late
Balbalan	2	12
Lubuagan	13	12
Pasil	1	5
Pinukpuk	6	29
Rizal	23	3
Tabuk City	298	37
Tanudan	0	8
Tinglayan	7	18

Among the eight (8) city/municipalities of the province, Tabuk City, Rizal and Lubuagan have higher number of timely registration. All the other municipalities have higher rate of late registration. There is no registered timely in the municipality of Tanudan.



**MARIBEL M. DALAYDAY**  
Chief Statistical Specialist

