

SPECIAL RELEASE

2021 1ST QUARTER REGISTERED BIRTHS IN KALINGA

Date of Release: May 5, 2021

Reference No. 21CAR32-343

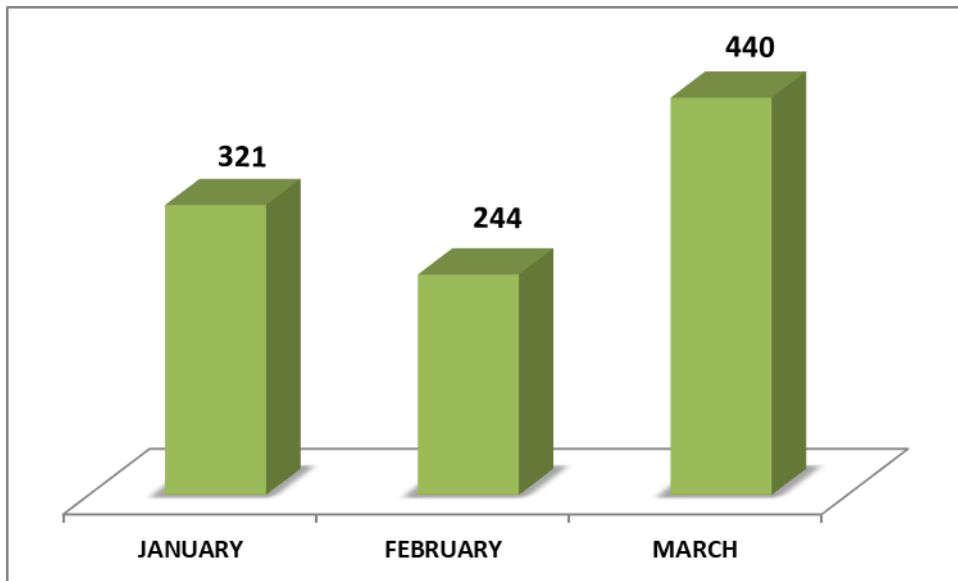
The number of registered births in the province of Kalinga for the first quarter of 2021 summed up to 1,005. The City of Tabuk has the highest birth registered with 51 birth occurrences or 70.85% of the total registered births for the 1st quarter 2021. Municipalities of Balbalan and Pasil recorded the least number of documented births with 18 birth occurrences followed by the municipalities of Tanudan and Lubuagan with 26 and 27 birth occurrences respectively.

Table1. Number of Births Registered by Municipality and by Month: Kalinga 1st Quarter, 2021

Place of Registration	Month			Total
	Jan	Feb	Mar	
Balbalan	0	4	14	18
Lubuagan	10	8	9	27
Pasil	2	3	13	18
Pinukpuk	19	17	25	61
Rizal	16	15	20	51
Tabuk City	251	172	289	712
Tanudan	8	4	14	26
Tinglayan	15	21	56	92
TOTAL	321	244	440	1005



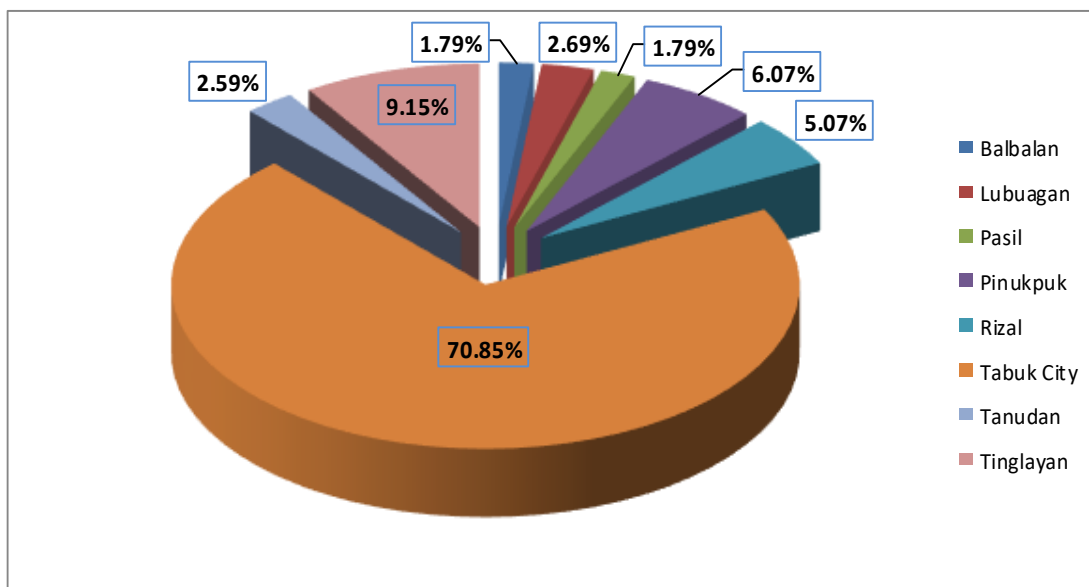
Figure1. Number of Registered Births by Month: Kalinga, 1st Quarter 2021



Source: Decentralized Vital Statistics System 2011

The month of March recorded the highest number of registered births with 440 in the 1st quarter 2021 followed by January with 321 and the least was February with 244 registered births.

Figure2. Percentage Distribution of Live Births by Municipality: Kalinga, 1st Quarter 2021

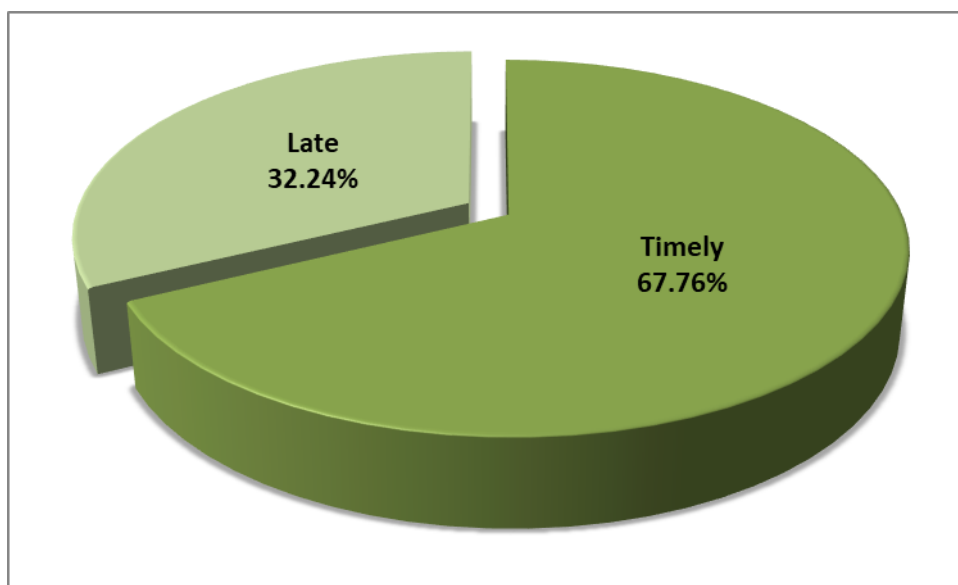


Source: Decentralized Vital Statistics System 2011

More than half or 70.85 percent of the total number of registered births in Kalinga for the 1st Quarter 2021 were from City of Tabuk. The remaining 29.15 percent came from the 7 municipalities of the province. Pasil and Balbalan have the least with 1.79 percent of the total number of registered live births in Kalinga.

In the province, two third (67.76 percent) of the babies born were registered on time (681) compared to 32.24 percent (324) registered late.

Figure3. Percentage of Registration Status: Kalinga, 1st Quarter 2021



Source: Decentralized Vital Statistics System 2011

Table2. Number of Births Registered by Municipality, by Registration Status: January, 2021

Place of Registration	JANUARY	
	Timely	Late
Balbalan	0	0
Lubuagan	5	5
Pasil	1	1
Pinukpuk	3	16
Rizal	15	1
Tabuk City	192	59
Tanudan	2	6
Tinglayan	1	14

In January 2021, there were more registered timely than late with 219 out of 321 registered. Tabuk City and Rizal has higher number of registered timely than late with 192 and 15 respectively. The municipalities of Pinukupuk, Tanudan and Tinglayan have higher number of registered late than timely. Lubuagan and Pasil have same number of registrations for both timely and late. While, Balbalan has neither registration.

Table3. Number of Births Registered by Municipality, by Registration Status:
February, 2021

Place of Registration	FEBRUARY	
	Timely	Late
Balbalan	1	3
Lubuagan	4	4
Pasil	1	2
Pinukupuk	7	10
Rizal	13	2
Tabuk City	158	14
Tanudan	0	4
Tinglayan	11	10

Higher rate of registered timely than late was observed in the month of February 2021. All municipalities except Tabuk City, Tinglayan and Rizal have higher number of registered late than timely. Zero registered timely was observed in the municipality of Tanudan. Lubuagan has same number of registration for timely and late.

Table4. Number of Births Registered by Municipality, by Registration Status:
March, 2021

Place of Registration	MARCH	
	Timely	Late
Balbalan	2	12
Lubuagan	2	7
Pasil	1	12
Pinukpuk	6	19
Rizal	17	3
Tabuk City	230	59
Tanudan	0	14
Tinglayan	9	47

Among the eight (8) city/municipalities of the province, Tabuk City and Rizal have higher number of registered timely than late registration. There is no registered timely in the municipality of Tanudan and only 1 was registered timely for the municipality of Pasil.



MARIBEL M. DALAYDAY
Chief Statistical Specialist

