



SPECIAL RELEASE

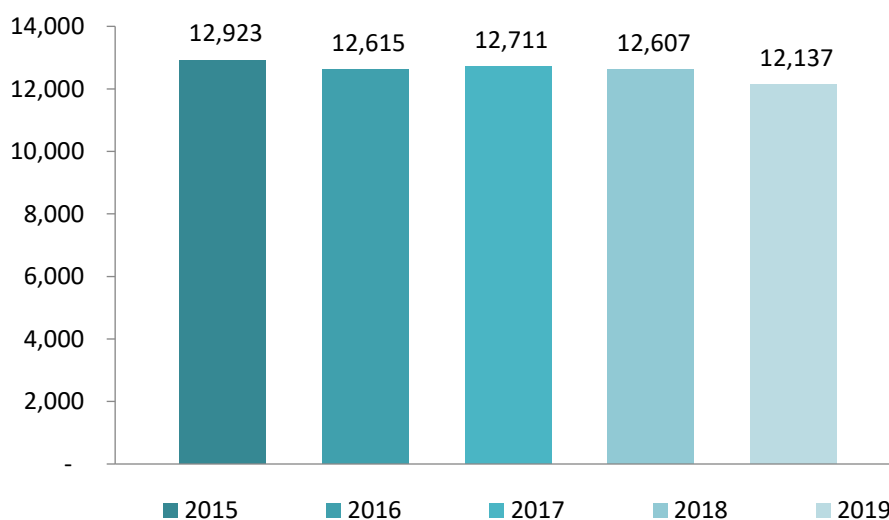
Production and Inventory of Poultry in CAR January-December 2019

Date of Release: May 23, 2020
Reference No. SR 2020-34

POULTRY PRODUCTION

- Poultry production includes chicken, duck, chicken egg and duck egg production.
- From 2015 to 2019, highest poultry production was reported in 2015 at 12,923 metric tons (Figure 1) while the lowest was in 2019 at 12,137 metric tons.
- Total poultry production went down in 2019 as compared to 2018 (Figure 1) which was largely attributed to the decrease in broiler production due to shifting to layer farm operation of two large broiler farms in Ifugao.

Figure 1. Total Poultry Production (MT), CAR:
January-December 2015-2019



Source: Philippine Statistics Authority

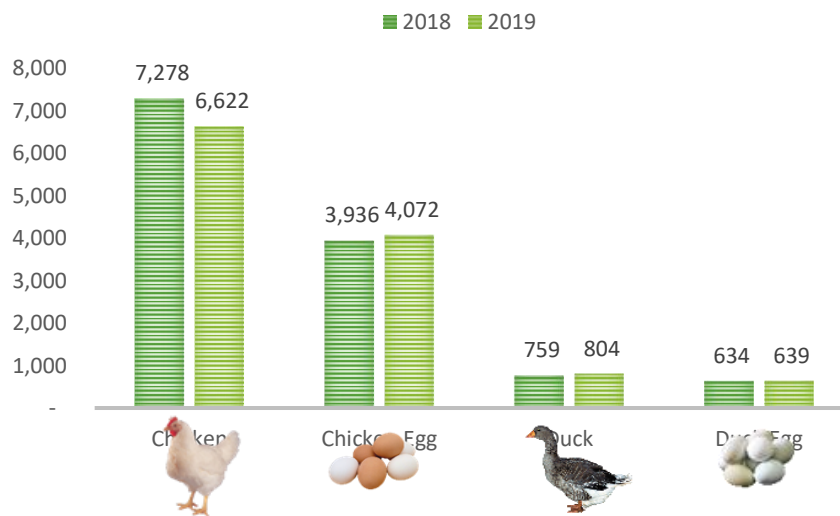
- In 2019, only chicken posted a decrease in production among the poultry sub-sectors. Duck, chicken egg and duck egg displayed a positive trend (Table 1 and Figure 2).

Table 1. Volume of Poultry Production (MT), by Commodity and by Province, CAR: January-December 2018-2019

Region/ Province	Chicken		Duck		Chicken Egg		Duck Egg	
	2018	2019	2018	2019	2018	2019	2018	2019
CAR	7,278	6,622	759	804	3,936	4,072	634	639
Abra	618	623	11	9	333	328	37	38
Apayao	687	732	89	73	117	160	69	74
Benguet	1,031	1,025	13	11	969	963	17	17
Ifugao	4,215	3,457	398	457	1,674	1,779	267	254
Kalinga	343	436	221	231	385	402	232	245
Mountain Province	384	350	27	23	458	440	12	11

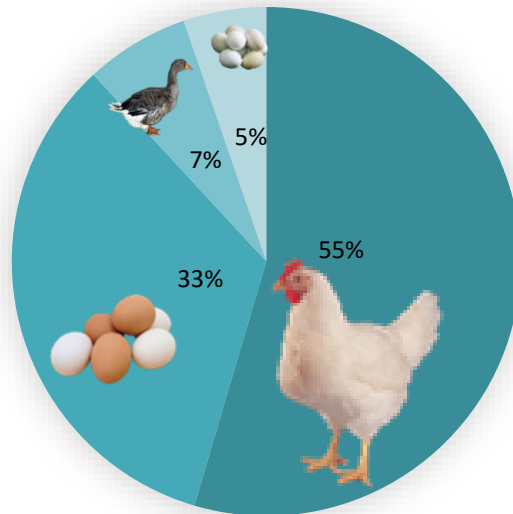
Source: Philippine Statistics Authority

Figure 2. Volume of Poultry Production (MT), by Commodity CAR: 2018-2019



Source: Philippine Statistics Authority

Figure 3. Percent Distribution of Poultry Production by Commodity, CAR: 2019



Source: Philippine Statistics Authority

- Of the total poultry production, 55 percent came from chicken production, 33 percent from chicken egg and the remaining 12 percent from duck and duck egg (Figure 3).

POULTRY INVENTORY

Chicken


- As of January 1, 2020, the total chicken inventory in the region was estimated at 1,563,123 birds, a decline of 17.9 percent compared with the same reference period in 2019.
- Among the provinces of CAR, the highest inventory of chicken was recorded in Ifugao with 497,783 birds (Table 2) or 32 percent of the total chicken inventory in the region (Figure 4). It also displayed the biggest decrease at 37.8 percent.

Table 2. Chicken Inventory (No. of Birds) by Province, CAR:
As of January 1, 2019 and 2020

Region/Province	Chicken		% Change
	2019	2020	
CAR	1,903,464	1,563,123	(17.9)
Abra	258,927	240,098	(7.3)
Apayao	166,658	191,800	15.1
Benguet	222,313	213,162	(4.1)
Ifugao	800,670	497,783	(37.8)
Kalinga	268,619	235,940	(12.2)
Mountain Province	186,277	184,340	(1.0)

Source: Philippine Statistics Authority

Figure 4. Percent Distribution of Total Chicken Inventory by Province, CAR: As of January 1, 2020



Source: Philippine Statistics Authority

Duck

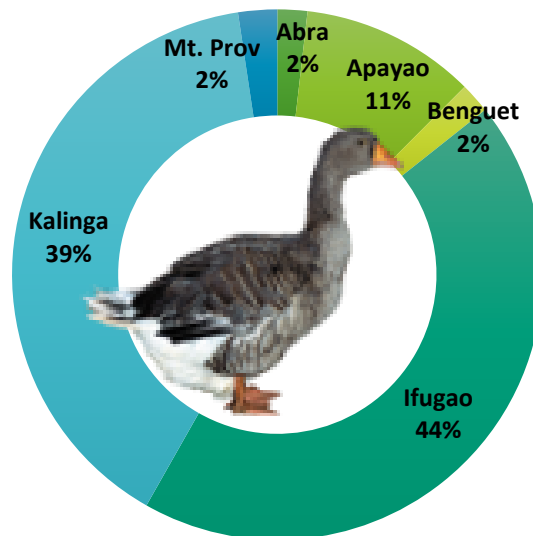
- As of January 1, 2020, the total duck inventory in the region was estimated at 301,724 birds, a minimal increase of 0.1 percent compared with same reference period in 2019.
- Among the provinces of CAR, the highest inventory of duck was recorded in Ifugao with 132,397 birds (Table 3) or 44 percent of the total duck population in the region (Figure 5). This was followed by Kalinga with 118,916 birds or an equivalent of 39 percent share to the total.

Table 3. Duck Inventory (No. of Birds) by Province, CAR:
As of January 1, 2019 & 2020

Region/Province	Duck		% Change
	2019	2020	
CAR	301,335	301,724	0.1
Abra	5,340	5,500	3.0
Apayao	26,526	32,150	21.2
Benguet	5,534	5,592	1.0
Ifugao	134,081	132,397	(1.3)
Kalinga	123,181	118,916	(3.5)
Mountain Province	6,673	7,169	7.4

Source: Philippine Statistics Authority

Figure 5. Percent Distribution of Duck Inventory by Province, CAR: As of January 1, 2019 & 2020



Source: Philippine Statistics Authority

VILLAFE P. ALIBUYOG
Regional Director

Technical Notes

Poultry – a collective term for all avian domesticated for the purpose of food consumption or, the carcass of such avian dressed/processed for human consumption.

Poultry Production -refers to the volume of indigenous (locally-raised) birds disposed for dressing plus birds exported or shipped-out for dressing both in liveweight equivalent.

Poultry Inventory – the actual number of poultry animals present in the farm as of a specific reference date.

Chicken – a domestic poultry raised for meat, eggs and other by-products.

Duck – a general term for waterfowl belonging to the family Anatidae of either sex.