



SPECIAL RELEASE

2016 Crop Production: Cabbage, Carrot and Potato

Date of Release: 25 October 2017

Reference No. 2017-29

CAR remains as the primary producer cabbage, carrots and white potatoes

- The Philippines produced a total of 305,850 metric tons of cabbage, carrot, and white potato for the year 2016. The volume of production of these three crops decreased by 1.7% in 2016 as compared with the 311,269 metric tons output of 2015.
- Out of the total production, the Cordillera Administrative Region (CAR) contributed the biggest share at 82.9% or 253,404 metric tons, followed by Davao Region with 5% share or 15,297 metric tons, and Northern Mindanao at 4.5% or 13,629 metric tons.
- The breakdown and shares of CAR's 2016 production were: 32.6% of white potato (99,981 metric tons), 31% of cabbage (94,728 metric tons), and 19.2% of carrots (58,695 metric tons).

Table 1. Volume of Production of Cabbage, Carrots, and White Potato by Region, PHILIPPINES: 2016

Region	Production (metric tons)	% Share from Total Production
CAR	253,404	82.9
Ilocos Region	3,265	1.1
Cagayan Valley	2,647	0.9
Central Luzon	-	-
CALABARZON	726	0.2
MIMAROPA	35	0.0
Bicol Region	132	0.0
Western Visayas	407	0.1
Central Visayas	7,521	2.5
Eastern Visayas	149	0.0
Zamboanga Peninsula	1,134	0.4
Northern Mindanao	13,629	4.5
Davao Region	15,297	5.0
SOCCSKSARGEN	2,509	0.8
CARAGA	3	0.0
ARMM	462	0.2
Negros Island Region	4,531	1.5
Total	305,850	100.0

Note: Details may not add up to total due to rounding

Source: Philippine Statistics Authority

- Among the provinces of CAR, Benguet had the largest production since the province has the widest farming area for these three crops and has a temperate weather suitable for producing highland vegetable crops.

Cordillera shares 77% of Cabbage production in the country

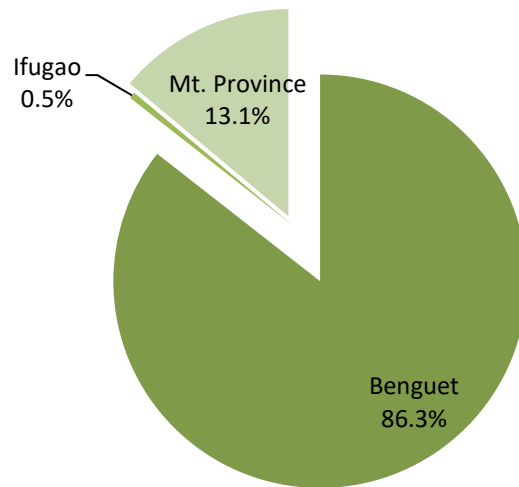
- Of the 123,080 metric tons total cabbage production in 2016, vegetable farmers in the Cordillera produced the highest with 77.0% share (94,728 metric tons), followed by Northern Mindanao with 5.3% (6,524 metric tons) and Central Visayas with 5.0% (6,161 metric tons).
- From 125,752 metric tons in 2015, production of cabbage in the region decreased in 2016 by 2.1% or 2,672 metric tons less due to the damages caused by Typhoon Lawin that crossed the Cordillera region during the last quarter.

Table 2. Volume of Production of Cabbage by Region, PHILIPPINES: 2016

Region	Production (metric tons)	% Share from Total Production
CAR	94,728	77.0
Ilocos Region	3,265	2.7
Cagayan Valley	1,612	1.3
Central Luzon	-	-
CALABARZON	696	0.6
MIMAROPA	33	0.0
Bicol Region	114	0.1
Western Visayas	319	0.3
Central Visayas	6,161	5.0
Eastern Visayas	137	0.1
Zamboanga Peninsula	821	0.7
Northern Mindanao	6,524	5.3
Davao Region	4,210	3.4
SOCCSKSARGEN	1,385	1.1
CARAGA	3	0.0
ARMM	462	0.4
Negros Island Region	2,611	2.1
Total	123,080	100.0

Note: Details may not add up to total due rounding.
Source: Philippine Statistics Authority

Figure 1. Percentage Distribution of Cabbage Production in CAR by Province, 2016



- Benguet province remained as the major producer of cabbage with 86.3% share of the region's total (81,778 metric tons), followed by Mountain Province with 13.1% share (12,450 metric tons).

Cordillera shares 89% in the country's Carrot production

- Carrot production in the country reached 65,987 metric tons in 2016. The Cordillera contributed the biggest share with 88.9% or 58,695 metric tons. Negros Island Region followed at 2.9% share or 1,914 metric tons.

Table 3. Volume of Production of Carrot, by Region: PHILIPPINES 2016

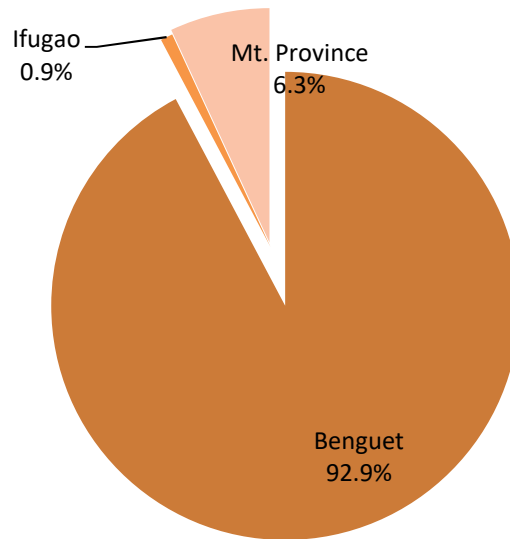
Region	Production (metric tons)	% Share to Total Production
CAR	58,695	88.9
Ilocos Region	-	-
Cagayan Valley	575	0.9
Central Luzon	-	-
CALABARZON	30	0.1
MIMAROPA	2	0.0
Bicol Region	18	0.0
Western Visayas	88	0.1
Central Visayas	1,361	2.1
Eastern Visayas	12	0.0
Zamboanga Peninsula	313	0.5
Northern Mindanao	1,227	1.9
Davao Region	1,241	1.9
SOCCSKSARGEN	512	0.8
CARAGA	-	-
ARMM	-	-
Negros Island Region	1,914	2.9
Total	65,987	100.0

Note: Details may not add up to total due to rounding.

Source: Philippine Statistics Authority

- Production of carrots in CAR in 2016 decreased by 832 metric tons or 1.4% compared to the 59,527 metric tons in 2015.

Figure 2. Percentage Distribution of Carrot Production in CAR by Province, 2016



- Among the provinces of CAR, Benguet contributed the biggest share with 92.9% (54,500 metric tons), followed by Mountain Province with 6.3% (3,691 metric tons) and Ifugao by 0.9% (504 metric tons).

Cordillera produced 85.6% of the country's White Potato

- Production of white potato in the country reached 116,783 metric tons in 2016. The Cordillera region remained the highest contributor with 85.6% share or 99,981 metric tons, followed by Davao region with 8.4% or 9,846 metric tons and Northern Mindanao with 5.9% or 5,879 metric tons.

Table 4. Volume of Production of White Potato by Region, PHILIPPINES: 2016

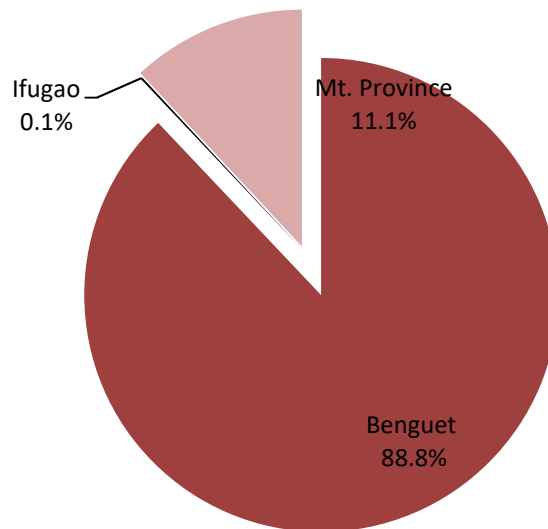
Region	Production (metric tons)	% Share from Total Production
CAR	99,981	85.6
Ilocos Region	-	-
Cagayan Valley	460	0.4
Central Luzon	-	-
CALABARZON	-	-
MIMAROPA	-	-
Bicol Region	-	-
Western Visayas	-	-
Central Visayas	-	-
Eastern Visayas	-	-
Zamboanga Peninsula	-	-
Northern Mindanao	5,879	5.0
Davao Region	9,846	8.4
SOCCSKSARGEN	612	0.5
CARAGA	-	-
ARMM	-	-
Negros Island Region	5	0.0
Total	116,783	100.0

Note: Details may not add up to total due to rounding.

Source: Philippine Statistics Authority

- The regional production decreased by 1.8% or 1,848 metric tons from the previous year's (2015) 101,829 metric tons due to the occurrence of Typhoon Lawin and Typhoon Karen.

Figure 3. Percentage Distribution of White Potato Production in CAR by Province, 2016



- Among the Cordillera provinces, Benguet had the biggest share with 88.8% or 88,771 metric tons, followed by Mountain Province with 11.1% or 11,090 metric tons.

VILLAFE P. ALIBUYOG
Regional Director

Technical Notes

Production is the quantity produced and actually harvested for a particular crop during the reference period.

Yield is an indicator of productivity derived by dividing total production by the area harvested.

Vegetable Crops are mostly temporary crops which are either classified agronomically as such or based on purpose for which they are used.

Root Crops are well developed underground edible roots. They are classified into tubers and roots.

Area Harvested is the actual area which harvests are realized. This excludes crop area totally damaged.

Major Crops are the top 20 crops in the Philippines, other than palay and corn which collectively account for more than 60 percent of the total production.

Priority Crops are the identified national banner crops and various regional priority crops of the Key Commercial Crops Development Program (KCCDP), High Value Commercial Crops (HVCC) Program and now the Key Commodity Road Maps of the Department of Agriculture, which are being developed because of their industrial and commercial potentials.

For more information, please contact:

Mail: PSA - CAR, Regional Office
141 Abanao Extension, Baguio City

Tel. Nos.: (074) 442-7449
Telefax No.: (074) 443-7763

Email: socd_psacar@yahoo.com
psacordillera@yahoo.com.ph